



ACCOR BEARINGS

Ball bearings



Content

目录

Metric size deep groove ball bearings	6–17
公制深沟球轴承	
Imperial size deep groove ball bearings	18–20
英制深沟球轴承	
Alternator ball bearings	21
交流发电机轴承	
Double row deep groove ball bearings	22–23
双列深沟球轴承	
Self-aligning ball bearings	24–27
自动调心球轴承	
Thrust ball bearings.....	28–31
推力球轴承	
Agriculture ball bearings	32–36
农机球轴承	
Single row / Duplex angular contact ball bearings	37–39
单列/双列角接触球轴承	
Forklift mast guide ball bearings.....	40–43
导轨轴承	
Forklift mast rolling ball bearings.....	44–46
叉车门架滚轮轴承	
Heavy load ball bearings	47
增强负荷轴承	
Combined bearings	48
复合滚轮	

Ball bearings units.....	50–94
外球面轴承座	
UCP2.....	50
UCP3.....	52
UCLP2.....	54
UCF2	56
UCF3	58
UCFX.....	60
UCFC.....	62
UCFCX.....	64
UCFS3.....	66
UCFL2.....	68
UCFL3.....	70
UCFLX.....	72
UCT2.....	73
UCT3.....	75
UCTX.....	77
UCC2.....	78
UCCX.....	80
UCC3.....	81
UCPH2.....	83
UCPA2.....	85
UCFA2.....	87
UCFB2.....	89
SBLF2.....	90
SBPP2.....	91
SBPLF2.....	92
SBPF2.....	93
SBPFT2.....	94

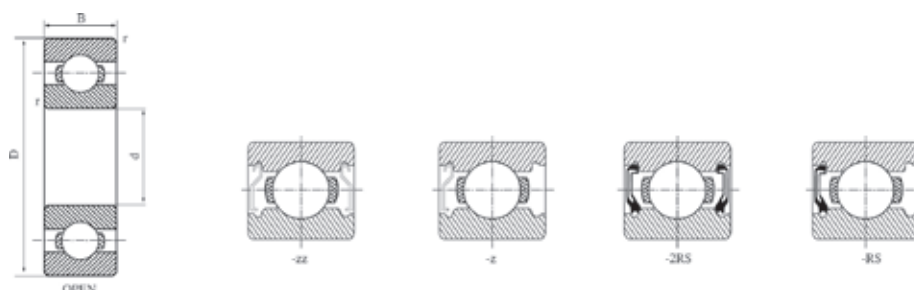
Insert bearings.....	96–111
外球面轴承	
UC series.....	96
SA series.....	102
SB series.....	104
SC series.....	106
SER series.....	107
HC series.....	108
UK2 series.....	110

Tolerance.....	112–117
公差	

Radial internal clearance.....	118
径向游隙	

Metric Size Deep Groove Ball Bearings

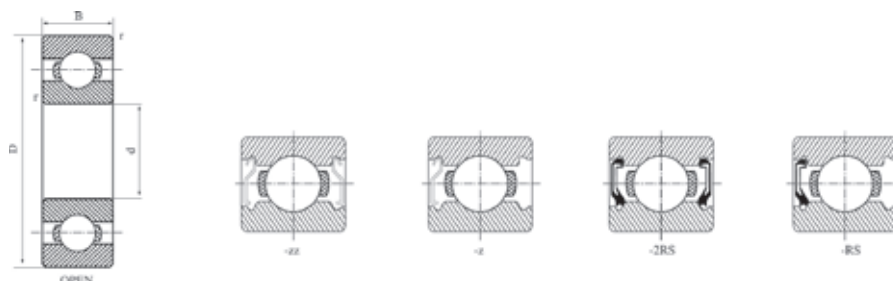
公制深沟球轴承



Bearing No. 轴承型号	Boundary Dimensions (mm) 外形尺寸				Basic Load Rating(KN) 额定负荷		Limiting Speed 极限转速		Weight 重量
					Dynamic	Static	Grease	Oil	Kg(pc)
	d	D	B	r (min.)	Cr	Cor	r/min	r/min	
6000	10	26	8	0.3	4.55	1.95	29000	34000	0.019
6001	12	28	8	0.3	5.1	2.4	26000	30000	0.022
6002	15	32	9	0.3	5.6	2.85	22000	26000	0.03
6003	17	35	10	0.3	6	3.25	20000	24000	0.039
6004	20	42	12	0.6	9.4	5.05	18000	21000	0.069
6005	25	47	12	0.6	10.1	5.85	15000	18000	0.08
6006	30	55	13	1	13.2	8.25	13000	15000	0.116
6007	35	62	14	1	15.9	10.3	12000	14000	0.155
6008	40	68	15	1	16.7	11.5	10000	12000	0.192
6009	45	75	16	1	21	15.1	9200	11000	0.245
6010	50	80	16	1	21	16.6	8400	9800	0.261
6011	55	90	18	1.1	28.3	21.2	7700	9000	0.385
6012	60	95	18	1.1	29.4	23.2	7000	8300	0.415
6013	65	100	18	1.1	30.5	25.2	6500	7700	0.435
6014	70	110	20	1.1	38.1	30.9	6100	7100	0.602
6015	75	115	20	1.1	39.6	33.5	5700	6700	0.638
6016	80	125	22	1.1	47.6	39.8	5300	6200	0.85
6017	85	130	22	1.1	49.5	43.1	5000	5900	0.89
6018	90	140	24	1.5	58.2	49.7	4700	5600	1.16
6019	95	145	24	1.5	60.4	53.9	4500	5300	1.21
6020	100	150	24	1.5	60.2	54.2	4200	5000	1.25
6021	105	160	26	2	72.3	65.8	4000	4700	1.59
6022	110	170	28	2	82	73	3800	4500	1.96
6024	120	180	28	2	85	79.3	3600	4200	2.07
6026	130	200	33	2	106	101	3200	3800	3.16
6028	140	210	33	2	110	109	3000	3600	3.55

Metric Size Deep Groove Ball Bearings

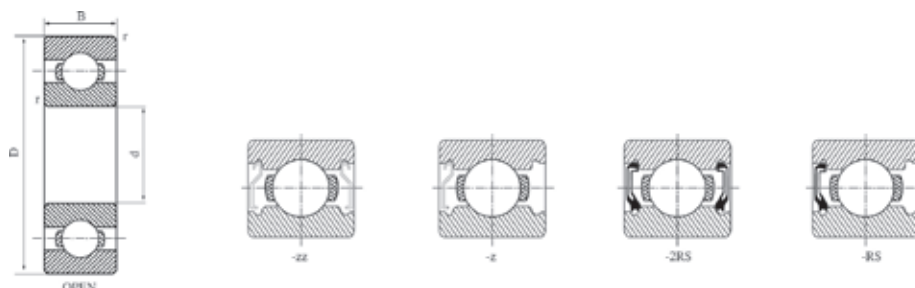
公制深沟球轴承



Bearing No. 轴承型号	Boundary Dimensions (mm) 外形尺寸				Basic Load Rating(KN) 额定负荷		Limiting Speed 极限转速		Weight 重量
					Dynamic	Static	Grease	Oil	Kg(pc)
	d	D	B	r (min.)	Cr	Cor	r/min	r/min	
6200	10	30	9	0.6	5.1	2.4	24000	29000	0.032
6201	12	32	10	0.6	6.8	3.05	22000	27000	0.037
6202	15	35	11	0.6	7.65	3.75	20000	24000	0.045
6203	17	40	12	0.6	9.55	4.8	17000	21000	0.065
6204	20	47	14	1	12.8	6.65	15000	17000	0.106
6205	25	52	15	1	14	7.85	13000	15000	0.128
6206	30	62	16	1	19.5	11.3	11000	13000	0.199
6207	35	72	17	1.1	25.7	15.4	9200	11000	0.288
6208	40	80	18	1.1	29.1	17.8	8300	10000	0.366
6209	45	85	19	1.1	32.7	20.3	7700	9200	0.407
6210	50	90	20	1.1	35.1	23.3	7100	8500	0.463
6211	55	100	21	1.5	43.4	29.4	6300	7600	0.607
6212	60	110	22	1.5	52.4	36.2	5700	6900	0.783
6213	65	120	23	1.5	57.2	40.1	5400	6400	0.99
6214	70	125	24	1.5	62.2	44.1	5100	6100	1.07
6215	75	130	25	1.5	67.4	48.3	4800	5800	1.18
6216	80	140	26	2	72.7	53	4500	5400	1.4
6217	85	150	28	2	84	61.9	4200	5000	1.79
6218	90	160	30	2	96.1	71.5	3900	4700	2.15
6219	95	170	32	2.1	109	81.9	3700	4400	2.62
6220	100	180	34	2.1	122	93.1	3500	4200	3.14
6221	105	190	36	2.1	133	105	3300	3900	3.7
6222	110	200	38	2.1	144	117	3100	3700	4.36
6224	120	215	40	2.1	155	131	2900	3400	5.15
6226	130	230	40	3	167	146	2700	3200	5.82
6228	140	250	42	3	166	150	2400	2900	7.45

Metric Size Deep Groove Ball Bearings

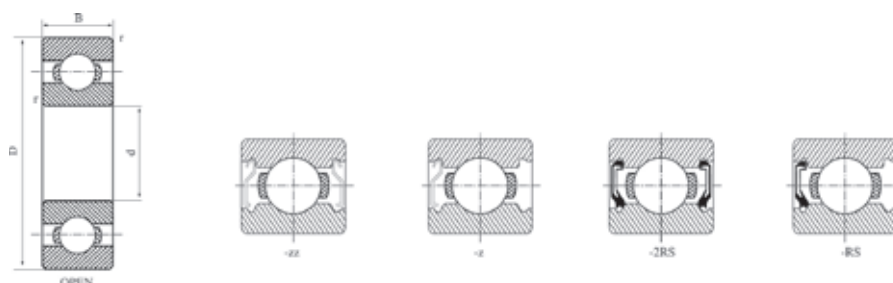
公制深沟球轴承



Bearing No. 轴承型号	Boundary Dimensions (mm) 外形尺寸				Basic Load Rating(KN) 额定负荷		Limiting Speed 极限转速		Weight 重量
					Dynamic	Static	Grease	Oil	Kg(pc)
	d	D	B	r (min.)	Cr	Cor	r/min	r/min	
6300	10	35	11	0.6	8.1	3.45	22000	27000	0.053
6301	12	37	12	1	9.7	4.2	20000	25000	0.06
6302	15	42	13	1	11.4	5.45	17000	20000	0.082
6303	17	47	14	1	13.6	6.65	15000	18000	0.115
6304	20	52	15	1.1	15.9	7.85	14000	17000	0.144
6305	25	62	17	1.1	20.6	11.3	11000	13000	0.232
6306	30	72	19	1.1	26.7	15	9600	12000	0.346
6307	35	80	21	1.5	33.4	19.3	8500	10000	0.457
6308	40	90	23	1.5	40.7	24	7700	9200	0.633
6309	45	100	25	1.5	48.9	29.5	6800	8100	0.833
6310	50	110	27	2	62	38.3	6100	7300	1.07
6311	55	120	29	2	71.6	45	5600	6700	1.37
6312	60	130	31	2.1	81.9	52.2	5200	6200	1.7
6313	65	140	33	2.1	92.7	59.9	4800	5800	2.08
6314	70	150	35	2.1	104	68.2	4500	5400	2.52
6315	75	160	37	2.1	113	77.2	4200	5000	3.02
6316	80	170	39	2.1	123	86.7	3900	4700	3.59
6317	85	180	41	3	133	96.8	3700	4400	4.23
6318	90	190	43	3	143	107	3500	4200	4.91
6319	95	200	45	3	153	119	3300	4000	5.67
6320	100	215	47	3	173	141	3000	3600	7
6321	105	225	49	3	184	153	2900	3500	8.05
6322	110	240	50	3	205	180	2700	3200	9.54
6324	120	260	55	3	207	135	2500	3000	12.5
6326	130	280	58	4	229	214	2300	2700	15.1
6328	140	300	62	4	253	246	2100	2500	19.4

Metric Size Deep Groove Ball Bearings

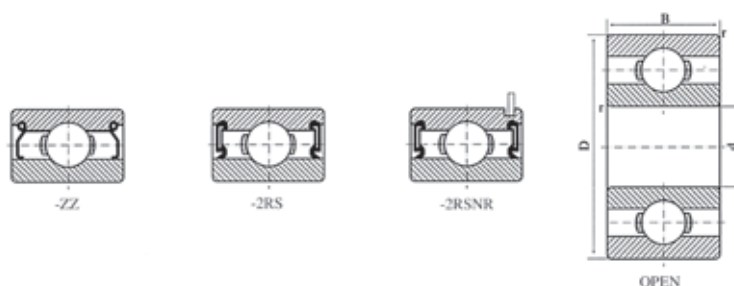
公制深沟球轴承



Bearing No. 轴承型号	Boundary Dimensions (mm) 外形尺寸				Basic Load Rating(KN) 额定负荷		Limiting Speed 极限转速		Weight 重量
					Dynamic	Static	Grease	Oil	Kg(pc)
	d	D	B	r (min.)	Cr	Cor	r/min	r/min	
6403	17	62	17	1.1	22.7	10.8	14000	16000	0.27
6404	20	72	19	1.1	28.5	13.9	12000	14000	0.4
6405	25	80	21	1.5	34.5	17.5	10000	12000	0.53
6406	30	90	23	1.5	43.5	23.9	8800	10000	0.735
6407	35	100	25	1.5	55	31	7800	9100	0.952
6408	40	110	27	2	63.5	36.5	7000	8200	1.23
6409	45	120	29	2	77	45	6300	7400	1.53
6410	50	130	31	2.1	83	49.5	5700	6700	1.88
6411	55	140	33	2.1	89	54	5200	6100	2.29
6412	60	150	35	2.1	102	64.5	4800	5700	2.77
6413	65	160	37	2.1	111	72.5	4400	5200	3.3
6414	70	180	42	3	128	89.5	4100	4800	4.83
6415	75	190	45	3	138	99	3800	4500	5.72
6416	80	200	48	3	164	125	3600	4200	6.76
6417	85	210	52	4	165	128	3400	4000	7.95
6418	90	225	54	4	184	149	3200	3800	11.4
6419	95	240	55	4	186	153	3000	3500	13.4
6420	100	250	58	4	206	175	2900	3400	15

Metric Size Deep Groove Ball Bearings

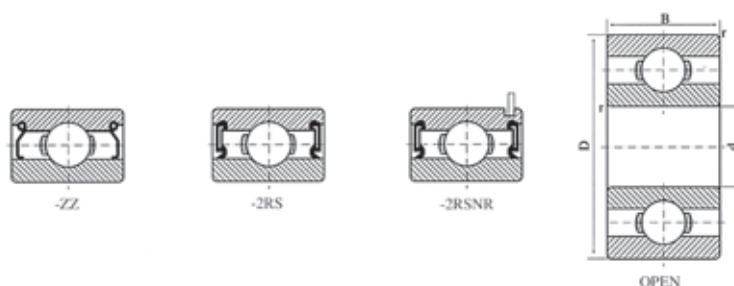
公制深沟球轴承



Bearing No. 轴承型号	Boundary Dimensions (mm) 外形尺寸				Basic Load Rating(KN) 额定负荷		Limiting Speed 极限转速		Weight 重量
					Dynamic	Static	Grease	Oil	Kg(pc)
	d	D	B	r (min.)	Cr	Cor	r/min	r/min	
6800	10	19	5	0.3	1.7	0.84	37000	43000	0.005
6801	12	21	5	0.3	1.9	1.05	33000	39000	0.006
6802	15	24	5	0.3	2.1	1.25	28000	33000	0.007
6803	17	26	5	0.3	2.6	1.55	26000	30000	0.008
6804	20	32	7	0.3	4	2.45	21000	25000	0.018
6805	25	37	7	0.3	4.3	2.95	18000	21000	0.022
6806	30	42	7	0.3	4.55	3.4	15000	18000	0.026
6807	35	47	7	0.3	4.75	3.85	13000	16000	0.03
6808	40	52	7	0.3	4.95	4.2	12000	14000	0.033
6809	45	58	7	0.3	6.2	5.4	11000	13000	0.04
6810	50	65	7	0.3	6.6	6.1	9600	11000	0.052
6811	55	72	9	0.3	8.8	8.1	8700	10000	0.083
6812	60	78	10	0.3	11.5	10.6	8000	9400	0.104
6813	65	85	10	0.6	11.9	11.5	7300	8600	0.126
6814	70	90	10	0.6	12.1	11.9	6800	8100	0.134
6815	75	95	10	0.6	12.5	12.9	6400	7600	0.142
6816	80	100	10	0.6	12.7	13.3	6100	7200	0.15
6817	85	110	13	1	18.7	19	5600	6600	0.266
6818	90	115	13	1	19	19.7	5300	6300	0.279
6820	100	125	13	1	19.6	21.2	4800	5700	0.309
6822	110	140	16	1	28.1	30.7	4300	5100	0.606
6824	120	150	16	1	29	33	4000	4700	0.655
6826	130	165	18	1.1	36.9	41.2	3600	4300	0.939
6828	140	175	18	1.1	38.2	44.4	3400	4000	1

Metric Size Deep Groove Ball Bearings

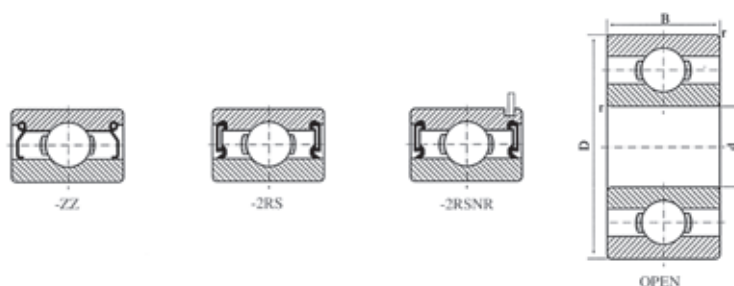
公制深沟球轴承



Bearing No. 轴承型号	Boundary Dimensions (mm) 外形尺寸				Basic Load Rating(KN) 额定负荷		Limiting Speed 极限转速		Weight 重量
					Dynamic	Static	Grease	Oil	Kg(pc)
	d	D	B	r (min.)	Cr	Cor	r/min	r/min	
6900	10	22	6	0.3	2.7	1.25	34000	41000	0.01
6901	12	24	6	0.3	2.9	1.45	31000	36000	0.011
6902	15	28	7	0.3	4.3	2.25	26000	30000	0.017
6903	17	30	7	0.3	4.6	2.55	23000	28000	0.018
6904	20	37	9	0.3	6.35	3.7	19000	23000	0.036
6905	25	42	9	0.3	7	4.55	16000	19000	0.041
6906	30	47	9	0.3	7.25	5	14000	17000	0.045
6907	35	55	10	0.6	10.9	7.75	12000	14000	0.073
6908	40	62	12	0.6	13.7	9.95	11000	13000	0.112
6909	45	68	12	0.6	14.1	10.9	9700	11000	0.132
6910	50	72	12	0.6	14.5	11.7	9000	11000	0.133
6911	55	80	13	1	16.6	14.1	8100	9600	0.185
6912	60	85	13	1	20.2	17.3	7500	8900	0.192
6913	65	90	13	1	17.4	16.1	7100	8400	0.211
6914	70	100	16	1	23.7	21.2	6400	7600	0.342
6915	75	105	16	1	24.4	22.6	6100	7200	0.363
6916	80	110	16	1	25	24	5700	6800	0.382
6917	85	120	18	1.1	31.9	29.6	5300	6300	0.535
6918	90	125	18	1.1	32.8	31.6	5100	6000	0.565
6919	95	130	18	1.1	33.7	33.5	4800	5700	0.705
6920	100	140	20	1.1	45	41.9	4500	5300	0.96
6921	105	145	20	1.1	46.5	44.8	4300	5100	1
6922	110	150	20	1.1	47.9	47.8	4100	4900	1.04
6924	120	165	22	1.1	57.2	56.9	3800	4400	1.41
6926	130	180	24	1.5	69.6	70	3400	4100	1.86
6928	140	190	24	1.5	71.3	74.8	3200	3800	1.98

Metric Size Deep Groove Ball Bearings

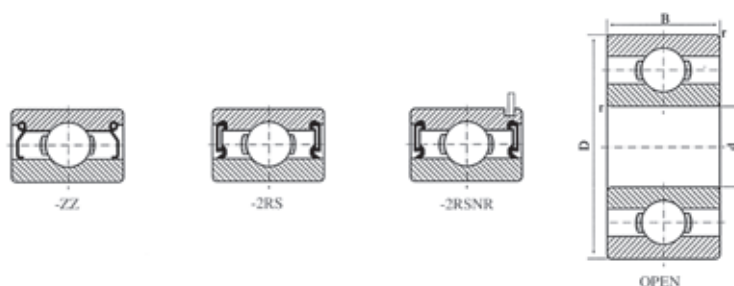
公制深沟球轴承



Bearing No. 轴承型号	Boundary Dimensions (mm) 外形尺寸				Basic Load Rating(KN) 额定负荷		Limiting Speed 极限转速		Weight 重量
					Dynamic	Static	Grease	Oil	Kg(pc)
	d	D	B	r (min.)	Cr	Cor	r/min	r/min	
62200	10	30	14	0.6	5.1	2.39	25000	30000	0.044
62201	12	32	14	0.6	6.1	2.75	22000	26000	0.053
62202	15	35	14	0.6	7.75	3.6	19000	23000	0.065
62203	17	40	16	0.6	9.6	4.6	18000	21000	0.096
62204	20	47	18	1	12.8	6.65	16000	18000	0.15
62205	25	52	18	1	14	7.85	13000	15000	0.178
62206	30	62	20	1	19.5	11.3	11000	13000	0.215
62207	35	72	23	1.1	25.7	15.3	9800	11000	0.31
62208	40	80	23	1.1	29.1	17.8	8700	10000	0.406
62209	45	85	23	1.1	32.5	20.4	7800	9200	0.455
62210	50	90	23	1.1	35	23.2	7100	8300	0.496
62211	55	100	25	1.5	43.5	29.2	6400	7600	0.81
62212	60	110	28	1.5	52.5	36	6000	7000	1.03
62213	65	120	31	1.5	57.5	40	5500	6500	
62214	70	125	31	1.5	62	44	5100	6000	
62215	75	130	31	1.5	66	49.5	4800	5600	
62216	80	140	33	2	72.5	53	4500	5300	
62217	85	150	36	2	83.5	64	4200	5000	
62218	90	160	40	2	96	71.5	4000	4700	
62219	95	170	43	2.1	109	82	3700	4400	
62220	100	180	46	2.1	122	93	3500	4200	

Metric Size Deep Groove Ball Bearings

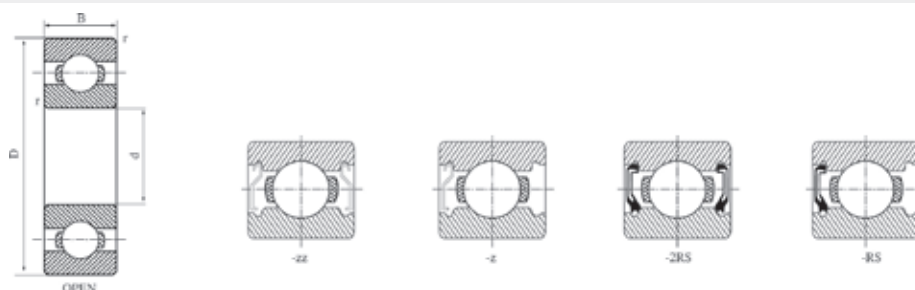
公制深沟球轴承



Bearing No. 轴承型号	Boundary Dimensions (mm) 外形尺寸				Basic Load Rating(KN) 额定负荷		Limiting Speed 极限转速		Weight 重量
					Dynamic	Static	Grease	Oil	Kg(pc)
	d	D	B	r (min.)	Cr	Cor	r/min	r/min	
62300	10	35	17	0.6	8.2	3.5	23000	27000	0.073
62301	12	37	17	1	9.7	4.2	20000	24000	0.0814
62302	15	42	17	1	11.4	5.45	17000	21000	0.105
62303	17	47	19	1	13.5	6.55	16000	19000	0.146
62304	20	52	21	1.1	15.9	7.9	14000	17000	0.195
62305	25	62	24	1.1	21.2	10.9	12000	14000	0.306
62306	30	72	27	1.1	26.7	15	10000	12000	0.478
62307	35	80	31	1.5	33.5	19.1	8800	10000	0.647
62308	40	90	33	1.5	40.5	24	7800	9200	0.885
62309	45	100	36	1.5	53	32	7000	8200	1.156
62310	50	110	40	2	62	38.5	6400	7500	1.498
62311	55	120	43	2	71.5	45	5800	6800	1.918
62312	60	130	46	2.1	82	52	5400	6300	2.422
62313	65	140	48	2.1	92.5	60	4900	5800	
62314	70	150	51	2.1	104	68	4600	5400	
62315	75	160	55	2.1	113	77	4300	5000	
62316	80	170	58	2	123	86.5	4000	4700	
62317	85	180	60	3	133	97	3800	4500	
62318	90	190	64	3	143	107	3600	4200	
62319	95	200	67	3	153	119	3300	3900	

Metric Size Deep Groove Ball Bearings


公制深沟球轴承



Bearing No. 轴承型号	Boundary Dimensions (mm) 外形尺寸				Basic Load Rating(KN) 额定负荷		Limiting Speed 极限转速		Weight 重量 Kg(pc)
					Dynamic	Static	Grease	Oil	
	d	D	B	r (min.)	Cr	Cor	r/min	r/min	
16001	12	28	7	0.3	5.1	2.4	26000	30000	0.019
16002	15	32	8	0.3	5.6	2.8	22000	26000	0.025
16003	17	35	8	0.3	6.8	3.35	20000	24000	0.032
16004	20	42	8	0.3	7.9	4.5	18000	21000	0.051
16005	25	47	8	0.3	8.35	5.1	15000	18000	0.059
16006	30	55	9	0.3	11.2	7.4	13000	15000	0.091
16007	35	62	9	0.3	11.7	8.2	12000	14000	0.107
16008	40	68	9	0.3	12.6	9.65	10000	12000	0.125
16009	45	75	10	0.6	12.9	10.5	9200	11000	0.171
16010	50	80	10	0.6	13.2	11.3	8400	9800	0.18
16011	55	90	11	0.6	18.6	15.3	7700	9000	0.258
16012	60	95	11	0.6	20	17.5	7000	8300	0.283
16013	65	100	11	0.6	20.5	18.7	6500	7700	0.307
16014	70	110	13	0.6	24.4	22.6	6100	7100	0.441
16015	75	115	13	0.6	25	24	5700	6700	0.464
16016	80	125	14	0.6	25.4	25.1	5300	6200	0.597
16017	85	130	14	0.6	25.9	26.2	5000	5900	0.626
16018	90	140	16	1	33.5	33.5	4700	5600	0.848
16019	95	145	16	1	34.5	35	4500	5300	0.885
16020	100	150	16	1	35	36.5	4200	5000	0.91

Metric Size Deep Groove Ball Bearings

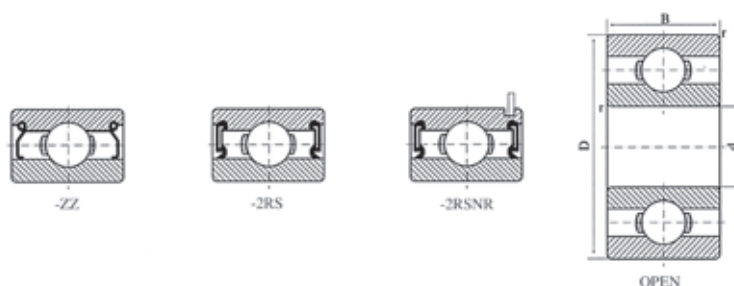
公制深沟球轴承



Bearing No. 轴承型号	Boundary Dimensions (mm) 外形尺寸					Basic Load Rating(KN) 额定负荷		Limiting Speed 极限转速		Weight 重量 Kg(pc)
						Dynamic Cr	Static Cor	Grease r/min	Oil r/min	
	d	D	C	B	r (min.)	Cr	Cor	r/min	r/min	
87500	10	30	9	12.7	0.6	5.1	2.39	25000	30000	0.035
87501	12	32	10	12.7	0.6	6.1	2.75	22000	26000	0.044
87502	15	35	11	12.7	0.6	7.75	3.6	19000	23000	0.049
87503	17	40	12	14.288	0.6	9.6	4.6	18000	21000	0.07
87504	20	47	14	15.875	1	12.8	6.65	16000	18000	0.108
87505	25	52	15	15.875	1	14	7.85	13000	15000	0.133
87506	30	62	16	20	1	19.5	11.3	11000	13000	0.23
87507	35	72	17	21	1.1	25.7	15.3	9800	11000	0.321
87508	40	80	21	24	1.1	29.1	17.8	8700	10000	0.486
87509	45	85	21	24	1.1	32.5	20.4	7800	9200	0.545
87510	50	90	22	26	1.1	35	23.2	7100	8300	0.59
87602	15	42	13	15	1	11.4	5.45	17000	21000	0.088
87603	17	47	14	16	1	13.5	6.55	16000	19000	0.117
87604	20	52	15	19	1.1	15.9	7.9	14000	17000	0.16
87605	25	62	17	21	1.1	21.2	10.9	12000	14000	0.272
87606	30	72	19	23	1.1	26.7	15	10000	12000	0.404
87607	35	80	21	25	1.5	33.5	19.1	8800	10000	0.509
87608	40	90	23	27	1.5	40.5	24	7800	9200	0.708
87609	45	100	25	30	1.5	53	32	7000	8200	0.913
88505	25	52	15	16.8	1.0	14.0	7.85	13000	15000	0.147
88506	30	62	16	24	1.0	19.5	11.3	11000	13000	0.235
88507	35	72	17	25	1.1	25.7	15.3	9800	11000	0.33
88508	40	80	21	27	1.1	29.1	17.8	8700	10000	0.448
88509	45	85	21	27	1.1	32.5	20.4	7800	9200	0.498
88510	50	90	22	30	1.1	35.0	23.2	7100	8300	0.554
88511	55	100	22	31	1.5	43.5	29.2	6400	7600	0.76
88512	60	110	23	36	1.5	52.5	36.0	6000	7000	0.963

Metric Size Deep Groove Ball Bearings

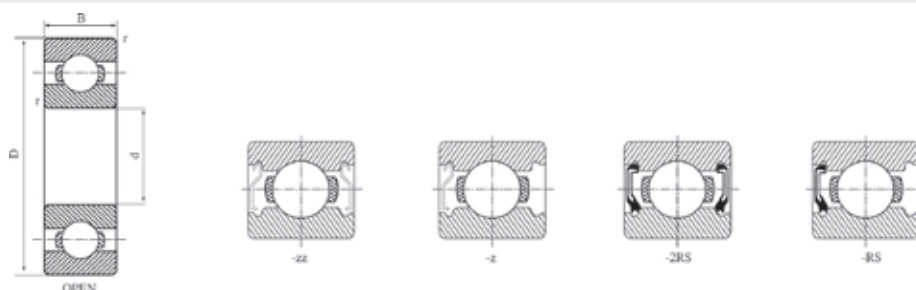
公制深沟球轴承



Bearing No. 轴承型号	Boundary Dimensions (mm) 外形尺寸				Basic Load Rating(KN) 额定负荷		Limiting Speed 极限转速		Weight 重量 Kg(pc)
					Dynamic	Static	Grease	Oil	
	d	D	B	r (min.)	Cr	Cor	r/min	r/min	
60/22	22	44	12	0.6	9.4	5.05	17000	20000	0.074
60/28	28	52	12	0.6	12.5	7.4	14000	16000	0.098
60/32	32	58	13	1	15.1	9.15	12000	14000	0.129
62/22	22	50	14	1	12.9	6.8	14000	17000	0.117
62/28	28	58	16	1	17.9	9.75	12000	14000	0.171
62/32	32	65	17	1	20.7	11.6	11000	12000	0.226
63/22	22	56	16	1.1	18.4	9.25	13000	15000	0.176
63/28	28	68	18	1.1	26.7	14	11000	13000	0.284
63/32	32	75	20	1.1	29.8	16.9	9500	11000	0.382
279	15	35	13	0.6	7.75	3.6	19000	23000	0.048
317	15	32	11	0.3	5.6	2.84	22000	26000	0.038
319	15	43	13	1	11.4	5.45	17000	21000	0.088
348	15	38	19	0.6	7.75	3.6	19000	23000	0.093
382	15	52	16	1	14	7.85	13000	15000	0.168
98205	25	52	9	1	13.2	8.3	13000	15000	0.082
98206	30	62	10	1	14	7.85	13000	15000	0.131
98305	25	62	12	1	21.2	10.9	12000	15000	0.181
W204	20	47	12	1	12.8	6.65	16000	18000	0.087
W205	25	52	12	1	14	7.85	13000	15000	0.098
6505	25	42	9	0.3	7	4.5	14000	18000	0.038
63001	12	28	12	0.3	2.1	2.39	26000	30000	0.031
63002	15	32	13	0.3	5.6	2.84	22000	26000	0.043
63003	17	35	14	0.3	6.8	3.35	20000	24000	0.056
63004	20	42	16	0.6	9.4	5.05	18000	21000	0.098
63005	25	47	16	0.6	10.1	5.85	15000	18000	0.114
63006	30	55	19	1.0	13.2	8.3	13000	15000	0.162
63007	35	62	20	1.0	16.0	10.3	12000	14000	0.214

Miniature deep groove ball bearings

微型深沟球轴承



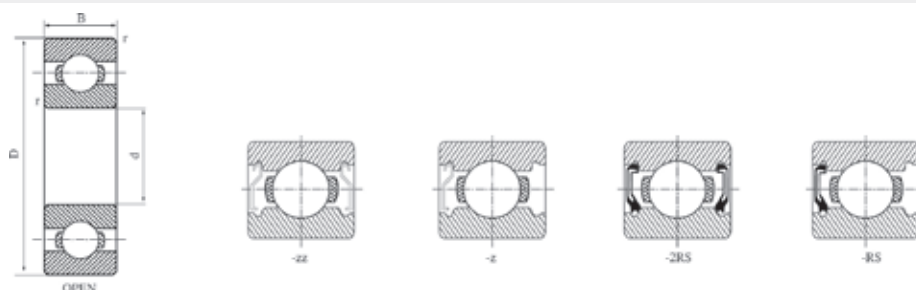
Bearing No. 轴承型号	Boundary Dimensions (mm) 外形尺寸					Basic Load Rating(KN) 额定负荷		Limiting Speed 极限转速		Weight 重量
						Dynamic	Static	Grease	Oil	Kg(pc)
	d	D	B	B1	r (min.)	Cr	Cor	r/min	r/min	
602	2	7	2.8	3.5	0.15	0.39	0.13	76000	79000	0.5
682	2	5	1.5	2.3	0.1	0.19	0.06	98000	110000	0.1
692	2	6	2.3	3	0.15	0.33	0.1	86000	100000	0.2
68/2.5	2.5	6	1.8	2.6	0.1	0.19	0.06	75000	89000	0.2
69/2.5	2.5	7	2.5	3.5	0.15	0.31	0.11	66000	79000	0.4
603	3	9	3	5	0.15	0.43	0.16	60000	72000	0.9
623	3	10	4	4	0.15	0.64	0.23	52000	63000	1.6
633	3	13	5	5	0.2	1.3	0.49	44000	54000	3
683	3	7	2	3	0.15	0.31	0.11	66000	79000	0.3
693	3	8	3	4	0.15	0.55	0.17	64000	76000	0.6
604	4	12	4	4	0.2	0.97	0.36	53000	63000	2.1
624	4	13	5	5	0.2	1.3	0.49	44000	54000	2.9
634	4	16	5	5	0.3	1.75	0.67	40000	49000	5.3
684	4	9	2.5	4	0.15	0.64	0.23	59000	70000	0.6
694	4	11	4	4	0.15	0.96	0.35	54000	65000	1.8
605	5	14	5	5	0.2	1.3	0.49	50000	60000	3.5
625	5	16	5	5	0.3	1.75	0.67	40000	49000	5
635	5	19	6	6	0.3	2.6	1.05	35000	43000	8.5
685	5	11	3	5	0.15	0.97	0.36	53000	63000	1
695	5	13	4	4	0.2	1.3	0.49	50000	60000	2.2
606	6	17	6	6	0.3	1.95	0.74	43000	51000	5.8
626	6	19	6	6	0.3	2.6	1.05	35000	43000	8.1
636	6	22	7	7	0.3	3.3	1.35	31000	37000	13
686	6	13	3.5	5	0.15	1.1	0.44	48000	57000	1.8
696	6	15	5	5	0.2	1.75	0.67	45000	54000	3.9
607	7	19	6	6	0.3	2.6	1.05	40000	47000	7.6
627	7	22	7	7	0.3	3.3	1.35	31000	37000	13
637	7	26	9	9	0.3	4.55	1.95	26000	32000	24
687	7	14	3.5	5	0.15	1.15	0.51	45000	54000	2
697	7	17	5	5	0.3	1.6	0.71	42000	50000	5.3
608	8	22	7	7	0.3	3.3	1.35	34000	41000	12
628	8	24	8	8	0.3	3.35	1.4	28000	35000	18
638	8	28	9	9	0.3	4.55	1.95	26000	32000	29
688	8	16	4	5	0.2	1.6	0.71	42000	50000	3.2
698	8	19	6	6	0.3	2.25	0.91	39000	46000	7.2
609	9	24	7	7	0.3	3.35	1.4	33000	40000	15
629	9	26	8	8	0.6	4.55	2	27000	33000	20
639	9	30	10	10	0.6	6	2.65	24000	29000	35
689	9	17	4	5	0.2	1.35	0.66	39000	46000	3.5
699	9	20	6	6	0.3	2.45	1.05	35000	42000	7.5

Notes:

1. Inch size are available.
2. Flanged bearings are available.

Imperial size deep groove ball bearings

英制深沟球轴承



Bearing No. 轴承型号	Boundary Dimensions (mm) 外形尺寸					Basic Load Rating(KN) 额定负荷		Weight 重量
						Dynamic	Static	Kg(pc)
	d	D	B	B1	r (min.)	Cr	Cor	
R6	9.525	22.225	5.558	7.142	0.3	2.57	1.36	0.0096
R8	12.7	28.575	6.35	7.938	0.3	5.11	2.39	0.0169
R10	15.875	34.925	7.144	8.73	0.6	6	3.25	0.0292
R12	19.05	41.275	7.938	11.112	0.6	9.38	5.03	0.0447
R14	22.225	47.625	9.525	12.7	0.6	10.06	5.85	0.0748
R16	25.4	50.8	9.525	12.7	0.6	10.06	5.85	0.0808
R18	28.575	53.975	9.525	12.7	0.6	13.23	8.3	0.0847
R20	31.75	57.15	9.525	12.7	1	13.23	8.3	0.0903
R22	34.925	63.5	11.112	14.288	1	16.21	10.42	0.1332
R24	38.1	66.675	11.112	14.288	1	17.03	11.7	0.1384

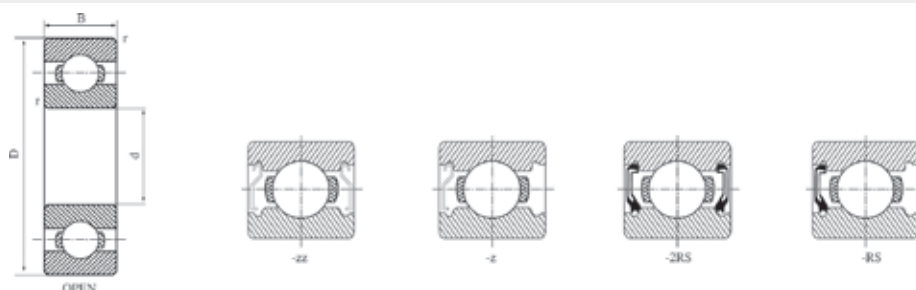
Notes:

B - Width for Open Types

B1 - Width for ZZ/2RS Type

Imperial size deep groove ball bearings

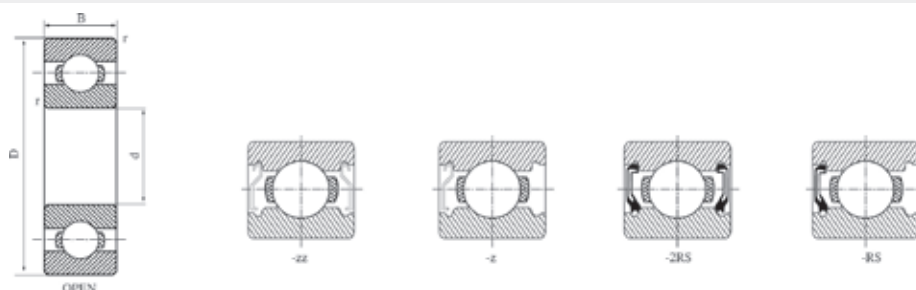
英制深沟球轴承



Bearing No. 轴承型号			Boundary Dimensions(mm) 外形尺寸				Basic Load Ratings(KN) 额定负荷		Weight 重量
OPEN	Shields	Seals	d	D	B	r min	Cr	Cor	Kg(pc)
RLS4	ZZ	2RS	12.7	33.338	9.525	0.8	6.25	2.8	0.041
RLS5	ZZ	2RS	15.875	39.688	11.113	0.8	9.75	4.9	0.068
RLS6	ZZ	2RS	19.05	47.625	14.288	1.6	13.1	6.8	0.113
RLS7	ZZ	2RS	22.225	47.625	14.288	1.6	14.2	7.85	0.122
RLS8	ZZ	2RS	25.4	57.15	15.875	1.6	18.2	9.85	0.177
RLS9	ZZ	2RS	28.575	63.5	15.875	1.6	19.8	11.5	0.277
RLS10	ZZ	2RS	31.75	69.85	17.463	1.6	19.9	11.9	0.3
RLS11	ZZ	2RS	34.925	76.2	17.463	1.6	21.3	13.6	0.35
RLS12	ZZ	2RS	38.1	82.55	19.05	2.4	29.7	18.2	0.45
RLS13	ZZ	2RS	41.275	88.9	19.05	2.4	33.3	20.7	0.52
RMS4	ZZ	2RS	12.7	41.275	15.875	1.6	9.65	4.5	0.104
RMS5	ZZ	2RS	15.875	46.038	15.875	1.6	11.8	5.65	0.122
RMS6	ZZ	2RS	19.05	50.8	17.462	1.6	14.1	6.95	0.163
RMS7	ZZ	2RS	22.225	57.15	17.462	2.4	18.95	9.55	0.204
RMS8	ZZ	2RS	25.4	63.5	19.05	2.4	21	11.5	0.258
RMS9	ZZ	2RS	28.575	71.438	20.638	2.4	27.2	15.3	0.39
RMS10	ZZ	2RS	31.75	79.375	22.225	2.4	30.6	17.5	0.47

Imperial size deep groove ball bearings

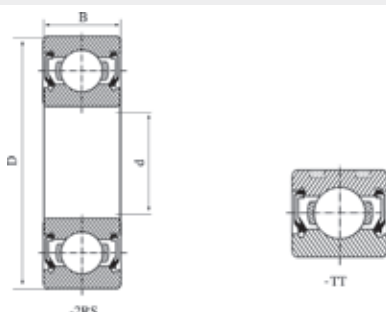
英制深沟球轴承



Bearing No. 轴承型号			Boundary Dimensions 外形尺寸						Basic Load Ratings 额定负荷		Weight 重量 Kg(pc)
OPEN	Shields	Seals	d		D		B		Cr	Cor	
			mm	inch	mm	inch	mm	inch	KN	KN	
1601	ZZ	2RS	4.763	0.1875	17.463	0.6875	*6.35	0.2500	1.511	0.724	0.0070
1602	ZZ	2RS	6.350	0.2500	17.463	0.6875	*6.35	0.2500	1.511	0.724	0.0060
1603	ZZ	2RS	7.938	0.3125	22.225	0.8750	□7.144	0.2812	2.547	1.342	0.0110
1604	ZZ	2RS	9.525	0.3750	22.225	0.8750	□7.144	0.2812	2.547	1.342	0.0150
1605	ZZ	2RS	7.938	0.3125	22.225	0.9062	7.938	0.3125	2.547	1.342	0.0120
1606	ZZ	2RS	9.525	0.3750	23.019	0.9062	7.938	0.3125	3.556	1.938	0.0130
1607	ZZ	2RS	11.113	0.4375	23.019	0.9062	7.938	0.3125	3.921	2.245	0.0160
1614	ZZ	2RS	9.525	0.3750	28.575	1.1250	9.525	0.3750	5.110	2.390	0.0286
1615	ZZ	2RS	11.112	0.4375	28.575	1.1250	9.525	0.3750	5.110	2.390	0.0267
1616	ZZ	2RS	12.700	0.5000	28.575	1.3750	9.525	0.3750	5.110	2.390	0.0247
1620	ZZ	2RS	11.113	0.4375	34.925	1.3750	11.112	0.4375	7.640	3.720	0.0520
1621	ZZ	2RS	12.700	0.5000	34.925	1.3750	11.112	0.4375	7.640	3.720	0.0490
1622	ZZ	2RS	14.288	0.5625	34.925	1.3750	11.112	0.4375	7.640	3.720	0.0464
1623	ZZ	2RS	15.875	0.6250	34.925	1.6250	11.112	0.4375	7.640	3.720	0.0432
1628	ZZ	2RS	15.875	0.6250	41.275	1.6250	12.700	0.5000	9.570	4.790	0.0788
1630	ZZ	2RS	19.050	0.7500	41.275	1.7500	12.700	0.5000	9.380	5.030	0.0779
1633	ZZ	2RS	15.875	0.6250	44.450	1.7500	12.700	0.5000	9.380	5.030	0.1000
1635	ZZ	2RS	19.050	0.7500	44.450	2.0000	12.700	0.5000	9.380	5.030	0.0914
1638	ZZ	2RS	19.050	0.7500	50.800	2.0000	14.288	0.5625	12.840	6.650	0.1421
1640	ZZ	2RS	22.225	0.8750	50.800	2.0000	14.288	0.5625	12.840	6.650	0.1306
1641	ZZ	2RS	25.400	1.0000	50.800	2.5000	14.288	0.5625	14.020	7.880	0.1090
1652	ZZ	2RS	28.575	1.1250	63.500	2.5000	15.875	0.6250	16.210	10.420	0.2238
1654	ZZ	2RS	31.750	1.2500	63.500	2.5000	15.875	0.6250	16.210	10.420	0.2056
1657	ZZ	2RS	31.750	1.2500	65.088	2.5625	17.462	0.6875	16.210	10.420	0.2386
1658	ZZ	2RS	33.338	1.3125	65.088	2.5625	17.462	0.6875	16.210	10.420	0.2359

Alternator ball bearings

交流发电机轴承

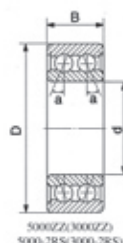


Bearing No. 轴承型号	Boundary Dimensions(mm) 外形尺寸		
	d	D	B
B8-74D	8	22	11
B8-79D	8	23	11
B8-23D*	8	23	14
B8-85D	8	23	14
B10-46D	10	23	11
6000-TT*	10	26	8
62000	10	26	10
B10-50D	10	27	11
B10-27D*	10	27	14
62200	10	30	14
W6200	10	30	14.3
63001	12	28	12
62201	12	32	14
949100-2140	12	35	18
949100-3660	15	32	11
6202-TT*	15	35	11
B15-69	15	35	13
949100-2790	15	35	13
62202	15	35	14
949100-3460	15	38	19
62302	15	42	17
949100-3190	15	43	13
949100-3360	15	46	14

Bearing No. 轴承型号	Boundary Dimensions(mm) 外形尺寸		
	d	D	B
B15-86D	15	47	14
B15-83D	15	47	18
949100-3820	15	52	16
62203	17	40	16
W6203	17	40	17.5
6203-TT*	17	40	12
B17-107D	17	47	18
62303	17	47	19
B17-47D	17	47	24
949100-3330	17	52	16
B17-99D	17	52	17
B17-116D	17	52	18
62304□17□	17	52	21
6904DW	18.8	37	9
62204	20	47	18
62304□20□	20	52	21
62322	20	56	21
62205	25	52	18
W6205	25	52	20.6
B25-147	25	62	19
62305	25	62	24
W6305	25	62	25.4
62206	30	62	20
W6306	30	72	30.2

Double row deep groove ball bearings

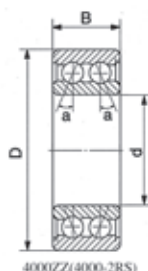
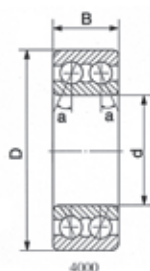
双列深沟球轴承



Bearing No. 轴承型号	Boundary Dimensions (mm) 外形尺寸				Basic Load Rating(KN) 额定负荷		Limiting Speed 极限转速		Weight 重量
					Dynamic	Static	Grease	Oil	Kg(pc)
	d	D	B	r (min.)	Cr	Cor	r/min	r/min	
5200	10	30	14.3	0.6	6.95	3.80	14000	19000	0.049
5201	12	32	15.9	0.6	9.15	5.05	13000	17000	0.057
5202	15	35	15.9	0.6	10.0	6.05	11000	15000	0.064
5203	17	40	17.5	0.6	12.80	7.90	9900	13000	0.096
5204	20	47	20.6	1.0	19.00	12.10	8800	12000	0.153
5205	25	52	20.6	1.0	20.60	14.30	7300	9800	0.175
5206	30	62	23.8	1.0	28.60	20.40	6300	8400	0.286
5207	35	72	27.0	1.1	38.00	27.80	5500	7400	0.436
5208	40	80	30.2	1.1	42.50	32.50	4900	6600	0.590
5209	45	85	30.2	1.1	48.00	37.00	4400	5900	0.640
5210	50	90	30.2	1.1	51.00	42.00	4000	5300	0.689
5211	55	100	33.3	1.5	63.00	53.00	3600	4900	0.986
5212	60	110	36.5	1.5	71.50	58.50	3400	4500	1.27
5213	70	125	39.7	1.5	90.50	79.50	2900	3900	1.80
5215	75	130	41.3	1.5	90.00	80.50	2700	3600	1.90
5302	15	42	19	1.0	17.20	10.10	9900	13000	0.132
5303	17	47	22.2	1.0	20.40	12.10	9000	12000	0.181
5304	20	52	22.2	1.1	20.60	12.70	8000	11000	0.127
5305	25	62	25.4	1.1	30.50	20.50	6700	8900	0.362
5306	30	72	30.2	1.1	39.50	27.50	5700	7600	0.553
5307	35	80	34.9	1.5	49.50	35.00	5000	6600	0.776
5308	40	90	36.5	1.5	60.50	44.00	4400	5900	1.01
5309	45	100	39.7	1.5	72.50	54.00	4000	5300	1.340
5310	50	110	44.4	2.0	85.50	64.50	3600	4800	1.81

Double row deep groove ball bearings

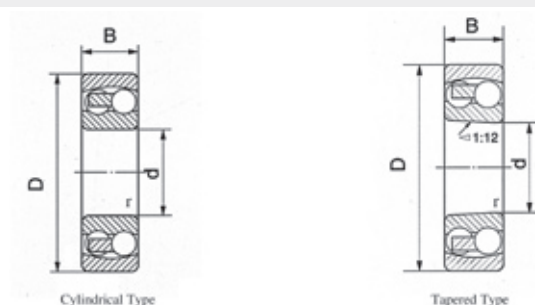
双列深沟球轴承



Bearing No. 轴承型号	Boundary Dimensions (mm) 外形尺寸				Basic Load Rating(KN) 额定负荷		Limiting Speed 极限转速		Weight 重量
					Dynamic	Static	Grease	Oil	Kg(pc)
	d	D	B	r (min.)	Cr	Cor	r/min	r/min	
4200	10	30	14	0.6	7.7	5.9	15000	20000	0.057
4201	12	32	14	0.6	7.75	6.15	14000	18000	0.062
4202	15	35	14	0.6	9.75	9	12000	16000	0.071
4203	17	40	16	0.6	11.7	10.4	11000	14000	0.106
4204	20	47	18	1	16.4	16	9000	12000	0.165
4205	25	52	18	1	16.3	16.9	7500	9900	0.189
4206	30	62	20	1	22	24.7	6400	8500	0.298
4207	35	72	23	1.1	26.4	30.7	5600	7400	0.46
4208	40	80	23	1.1	33.7	42.4	4700	6300	0.558
4209	45	85	23	1.1	31.9	43.9	4600	6100	0.605
4210	50	90	23	1.1	31.4	44.6	4200	5600	0.651
4211	55	100	25	1.5	37.2	54.1	3800	5000	0.882
4212	60	110	28	1.5	47.9	67.6	3500	4700	1.2
4213	65	120	31	1.5	54.7	78.5	3200	4300	1.59
4214	70	125	31	1.5	62.1	89.8	3100	4100	1.68
4215	75	130	31	1.5	61.6	90.7	2900	3900	1.77
4302	15	42	17	1	13.1	11.7	11000	14000	0.123
4303	17	47	19	1	16.5	15	9400	13000	0.171
4304	20	52	21	1.1	19.5	17	8300	11000	0.227
4305	25	62	24	1.1	26.3	25.7	6700	9000	0.365
4306	30	72	27	1.1	35.5	35.9	5700	7600	0.542
4307	35	80	31	1.5	40.6	41.8	5200	7000	0.752
4308	40	90	33	1.5	46	48.8	4600	6100	1.01
4309	45	100	36	1.5	57.6	62.4	4100	5500	1.35
4310	50	110	40	2	70.4	77.7	3700	5000	1.8
4311	55	120	43	2	84.2	94.4	3400	4600	2.29
4312	60	130	46	2.1	99.2	113	3100	4200	2.87
4313	65	140	48	2.1	107	124	2900	3900	3.46
4314	70	150	51	2.1	115	136	2700	3600	4.21
4315	75	160	55	2.1	132	158	2500	3400	5.15

Self-aligning ball bearings

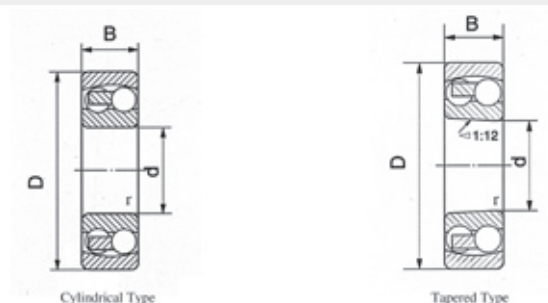
自动调心球轴承



Bearing No. 轴承型号		Boundary Dimensions (mm) 外形尺寸				Basic Load Rating(KN) 额定负荷		Limiting Speed 极限转速		Weight Kg(pc) 重量	
Cylindrical Bore	Tapered Bore	d	D	B	r (min.)	Dynamic	Static	Grease	Oil	Cylindrical	Tapered
						Cr	Cor	r/min	r/min	Bore	Bore
108		8	22	7	0.3	2.6	0.56	26000	33000	0.014	
126		6	19	6	0.3	2.5	0.48	30000	37000	0.009	
127		7	22	7	0.3	2.65	0.56	27000	33000	0.014	
129		9	26	8	0.6	3.8	0.8	23000	29000	0.022	
135		5	19	6	0.3	2.55	0.48	30000	37000	0.009	
1200		10	30	9	0.6	5.5	1.2	23000	28000	0.034	
1201		12	32	10	0.6	5.6	1.25	21000	26000	0.04	
1202		15	35	11	0.6	7.45	1.75	18000	22000	0.049	
1203		17	40	12	0.6	7.9	2	16000	20000	0.073	
1204	1204K	20	47	14	1	9.9	2.6	14000	17000	0.12	0.118
1205	1205K	25	52	15	1	12.1	3.3	12000	14000	0.141	0.138
1206	1206K	30	62	16	1	15.6	4.65	9900	12000	0.22	0.216
1207	1207K	35	72	17	1.1	15.8	5.1	8500	10000	0.323	0.317
1208	1208K	40	80	18	1.1	19.2	6.5	7500	9200	0.417	0.411
1209	1209K	45	85	19	1.1	21.8	7.35	7000	8500	0.465	0.459
1210	1210K	50	90	20	1.1	22.7	8.1	6500	7900	0.525	0.515
1211	1211K	55	100	21	1.5	26.8	10	5800	7100	0.705	0.693
1212	1212K	60	110	22	1.5	30.2	11.5	5200	6400	0.9	0.885
1213	1213K	65	120	23	1.5	31	12.5	4800	5800	1.15	1.13
1214	1214K	70	125	24	1.5	34.6	13.8	4600	5700	1.26	
1215	1215K	75	130	25	1.5	38.8	15.7	4300	5300	1.36	1.34
1216	1216K	80	140	26	2	39.8	17	4000	4900	1.67	1.64
1217	1217K	85	150	28	2	49.2	20.8	3800	4600	2.07	2.04
1218	1218K	90	160	30	2	56.8	23.4	3500	4300	2.52	2.48
1219	1219K	95	170	32	2.1	57	24.3	3300	4000	3.1	3.05
1220	1220K	100	180	34	2.1	69	29.7	3100	3800	3.7	3.64
1221		105	190	36	2.1	77	34	2900	3600	4.37	
1222	1222K	110	200	38	2.1	80.2	35.2	2800	3400	5.15	5.07

Self-aligning ball bearings

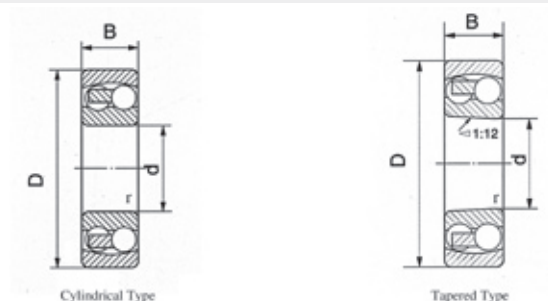
自动调心球轴承



Bearing No. 轴承型号		Boundary Dimensions (mm) 外形尺寸				Basic Load Rating(KN) 额定负荷		Limiting Speed 极限转速		Weight Kg(pc) 重量	
Cylindrical Bore	Tapered Bore					Dynamic	Static	Grease	Oil	Cylindrical	Tapered
		d	D	B	r (min.)	Cr	Cor	r/min	r/min	Bore	Bore
1300		10	35	11	0.6	7.25	1.6	20000	24000	0.058	
1301		12	37	12	1	9.4	2.15	18000	22000	0.067	
1302		15	42	13	1	9.55	2.3	16000	20000	0.094	
1303		17	47	14	1	12.5	3.2	14000	17000	0.13	
1304	1304K	20	52	15	1.1	12.4	3.3	13000	15000	0.163	0.161
1305	1305K	25	62	17	1.1	18	5	9900	12000	0.257	0.252
1306	1306K	30	72	19	1.1	21.3	6.3	8700	11000	0.387	0.381
1307	1307K	35	80	21	1.5	25.1	7.85	7600	9300	0.51	0.502
1308	1308K	40	90	23	1.5	29.5	9.7	6900	8400	0.715	0.704
1309	1309K	45	100	25	1.5	38.1	12.7	6100	7500	0.957	0.942
1310	1310K	50	110	27	2	43.4	14.1	5600	6800	1.21	1.19
1311	1311K	55	120	29	2	51.3	17.9	5000	6200	1.58	1.56
1312	1312K	60	130	31	2.1	57.2	20.8	4500	5500	1.96	1.93
1313	1313K	65	140	33	2.1	61.7	22.9	4300	5200	2.45	2.41
1314	1314K	70	150	35	2.1	74	27.7	4000	4900	2.99	
1315	1315K	75	160	37	2.1	78.9	29.9	4000	4900	3.56	3.51
1316	1316K	80	170	39	2.1	88.1	33.1	3500	4300	4.18	4.12
1317	1317K	85	180	41	3	97.3	37.8	3300	4000	4.98	4.91
1318	1318K	90	190	43	3	116	44.4	3100	3800	5.8	5.71
1319	1319K	95	200	45	3	132	50.8	2900	3600	6.69	6.59
1320	1320K	100	215	47	3	143	57.3	2800	3400	8.3	8.19
1321		105	225	49	3	149	60.2	2600	3200	10	
1322	1322K	110	240	50	3	150	63.2	2400	3000	11.8	11.7

Self-aligning ball bearings

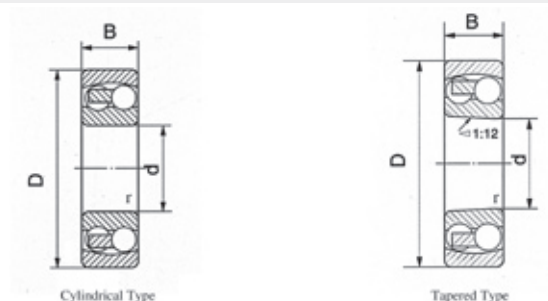
自动调心球轴承



Bearing No. 轴承型号		Boundary Dimensions (mm) 外形尺寸				Basic Load Rating(KN) 额定负荷		Limiting Speed 极限转速		Weight Kg(pc) 重量	
Cylindrical Bore	Tapered Bore					Dynamic	Static	Grease	Oil	Cylindrical	Tapered
		d	D	B	r (min.)	Cr	Cor	r/min	r/min	Bore	Bore
2200		10	30	14	0.6	7.4	1.6	23000	29000	0.047	
2201		12	32	14	0.6	7.65	1.75	21000	26000	0.053	
2202		15	35	14	0.6	7.7	1.85	18000	22000	0.06	
2203		17	40	16	0.6	9.8	2.4	16000	20000	0.088	
2204	2204K	20	47	18	1	12.6	3.3	14000	17000	0.14	0.136
2205	2205K	25	52	18	1	12.6	3.3	12000	15000	0.163	0.158
2206	2206K	30	62	20	1	15.6	4.65	10000	12000	0.26	0.254
2207	2207K	35	72	23	1.1	21.6	6.6	8500	10000	0.403	0.396
2208	2208K	40	80	23	1.1	22.4	7.4	7600	9300	0.505	0.494
2209	2209K	45	85	23	1.1	23.3	8.15	7000	8500	0.545	0.533
2210	2210K	50	90	23	1.1	23.3	8.5	6500	7900	0.59	0.577
2211	2211K	55	100	25	1.5	26.8	10	5800	7100	0.81	0.792
2212	2212K	60	110	28	1.5	34.1	12.6	5300	6500	1.09	1.07
2213	2213K	65	120	31	1.5	43.5	16.4	4900	5900	1.46	1.43
2214	2214K	70	125	31	1.5	43.9	17.1	4600	5600	1.52	
2215	2215K	75	130	31	1.5	44.2	17.8	4300	5300	1.62	1.58
2216	2216K	80	140	33	2	49	19.9	4100	5000	2.01	1.97
2217	2217K	85	150	36	2	58.3	23.6	3800	4600	2.52	2.46
2218	2218K	90	160	40	2	67.7	27.2	3500	4300	3.4	3.33
2219	2219K	95	170	43	2.1	82.7	34.3	3300	4000	4.1	4
2220	2220K	100	180	46	2.1	80.9	34	3100	3800	4.98	4.87
2221		105	190	50	2.1	94.9	40.1	3000	3600	6.07	
2222	2222K	110	200	53	2.1	120	48.9	2800	3400	7.1	6.94

Self-aligning ball bearings

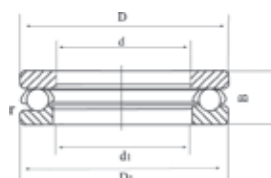
自动调心球轴承



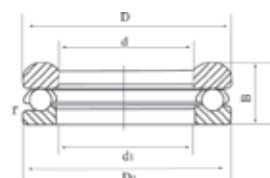
Bearing No. 轴承型号		Boundary Dimensions (mm) 外形尺寸				Basic Load Rating(KN) 额定负荷		Limiting Speed 极限转速		Weight Kg(pc) 重量	
Cylindrical Bore	Tapered Bore					Dynamic	Static	Grease	Oil	Cylindrical	Tapered
		d	D	B	r (min.)	Cr	Cor	r/min	r/min	Bore	Bore
2300		10	35	17	0.6	9.3	2.1	18000	24000	0.085	
2301		12	37	17	1	9.7	2.3	16000	22000	0.095	
2302		15	42	17	1	12.1	2.9	14000	20000	0.114	
2303		17	47	19	1	14.5	3.6	13000	18000	0.158	
2304	2304K	20	52	21	1.1	18	4.7	11000	15000	0.209	0.205
2305	2305K	25	62	24	1.1	24.4	6.6	9400	13000	0.335	0.327
2306	2306K	30	72	27	1.1	31.4	8.75	8000	11000	0.5	0.489
2307	2307K	35	80	31	1.5	39.4	11.3	7100	9800	0.675	0.657
2308	2308K	40	90	33	1.5	44.9	13.5	6200	8600	0.925	0.903
2309	2309K	45	100	36	1.5	54.4	16.7	5600	7700	1.23	1.2
2310	2310K	50	110	40	2	64.6	20.3	5100	7000	1.64	1.6
2311	2311K	55	120	43	2	75.3	24	4600	6400	2.1	2.05
2312	2312K	60	130	46	2.1	87.2	28.3	4200	5800	2.6	2.53
2313	2313K	65	140	48	2.1	95.8	32.5	3800	5300	3.23	3.15
2314	2314K	70	150	51	2.1	89.6	31.7	3600	4900	4.23	
2315	2315K	75	160	55	2.1	103	36.8	3400	4600	5.13	5.01
2316	2316K	80	170	58	2.1	129	45.7	3100	4300	6.1	5.96
2317	2317K	85	180	60	3	141	51.5	3000	4100	7.05	6.89
2318	2318K	90	190	64	3	153	57.9	2800	3900	8.44	8.25
2319	2319K	95	200	67	3	166	64.8	2700	3700	9.79	9.57
2320	2320K	100	215	73	3	183	73.4	2400	3400	12.4	12.1
2321		105	225	77	3	187	78	2300	3200	14.3	
2322	2322K	110	240	80	3	200	85.7	2200	3000	17.3	16.9

Thrust ball bearings

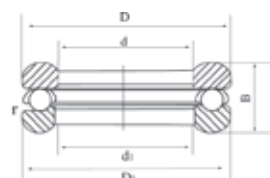
推力球轴承



51100



53100

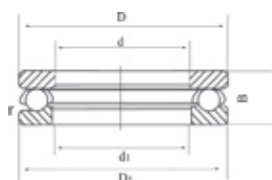


53100U

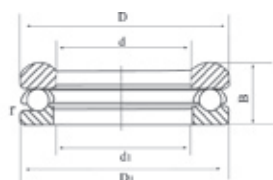
Bearing No. 轴承型号			Boundary Dimensions 外形尺寸				Basic Load Ratings 额定负荷		Limiting Speed 极限转速		Weight 重量		
51000	53000	53000U	d	D	B	r min	Cr	Cor	Grease	Oil	51000	53000	53000U
			mm	mm	mm	mm	KN	KN	r/min	r/min	kg	kg	kg
51100	53100	53100U	10	24	9	0.3	10	14	6500	10000	0.02		
51101	53101	53101U	12	26	9	0.3	10.3	15.4	6500	10000	0.022		
51102	53102	53102U	15	28	9	0.3	10.5	16.8	6100	9400	0.024		
51103	53103	53103U	17	30	9	0.3	10.5	18.2	6100	9400	0.028		
51104	53104	53104U	20	35	10	0.3	14.2	24.7	5100	7900	0.04		
51105	53105	53105U	25	42	11	0.6	19.5	37.2	4400	6800	0.059		
51106	53106	53106U	30	47	11	0.6	20.4	42.2	4300	6600	0.068		
51107	53107	53107U	35	52	12	0.6	20.4	44.7	3900	60000	0.09		
51108	53108	53108U	40	60	13	0.6	26.9	62.8	3400	5300	0.12		
51109	53109	53109U	45	65	14	0.6	27.8	69.1	3200	5000	0.15		
51110	53110	53110U	50	70	14	0.6	28.8	75.4	3100	4800	0.16		
51111	53111	53111U	55	78	16	0.6	34.8	93.1	2800	4300	0.24		
51112	53112	53112U	60	85	17	1	41.4	113	2600	4000	0.29		
51113	53113	53113U	65	90	18	1	41.7	117	2400	3700	0.34		
51114	53114	53114U	70	95	18	1	43	127	2300	3600	0.36		
51115	53115	53115U	75	100	19	1	42.3	127	2200	3400	0.42		
51116	53116	53116U	80	105	19	1	44.6	141	2100	3300	0.43		
51117	53117	53117U	85	110	19	1	45.9	150	2100	3200	0.46		
51118	53118	53118U	90	120	22	1	59.7	190	1900	2900	0.68		
51120	53120	53120U	100	135	25	1	85	268	1600	2500	0.99		
51122	53122	53122U	110	145	25	1	87.1	288	1600	2400	1.08		
51124	53124	53124U	120	155	25	1	89	308	1500	2300	1.16		
51126	53126	53126U	130	170	30	1	104	352	1300	20000	1.87		
51128	53128	53128U	140	180	31	1	107	377	1200	1900	2.02		
51130	53130	53130U	150	190	31	1	109	402	1200	1900	2.15		
51132	53132	53132U	160	200	31	1	112	427	1200	1800	2.28		

Thrust ball bearings

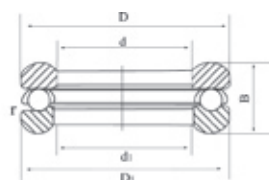
推力球轴承



51200



53200

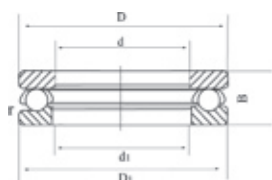


53200U

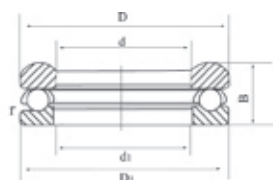
Bearing No. 轴承型号			Boundary Dimensions 外形尺寸				Basic Load Ratings 额定负荷		Limiting Speed 极限转速		Weight 重量		
51000	53000	53000U	d	D	B	r min	Cr	Cor	Grease	Oil	51000	53000	53000U
			mm	mm	mm	mm	KN	KN	r/min	r/min	kg	kg	kg
51200	53200	53200U	10	26	11	0.6	12.7	17.1	5700	8800	0.03	0.029	0.037
51201	53201	53201U	12	28	11	0.6	13.2	19	5400	8300	0.034	0.031	0.043
51202	53202	53202U	15	32	12	0.6	16.6	24.8	4900	7500	0.046	0.048	0.062
51203	53203	53203U	17	35	12	0.6	17.2	27.3	4900	7500	0.053	0.055	0.07
51204	53204	53204U	20	40	14	0.6	22.3	37.7	3900	6000	0.082	0.08	0.1
51205	53205	53205U	25	47	15	0.6	27.8	50.4	3600	5500	0.12	0.12	0.152
51206	53206	53206U	30	52	16	0.6	29.3	58.2	3400	5200	0.15	0.16	0.193
51207	53207	53207U	35	62	18	1	39.2	78.2	2900	4500	0.22	0.22	0.277
51208	53208	53208U	40	68	19	1	46.9	98.3	2700	4200	0.27	0.27	0.34
51209	53209	53209U	45	73	20	1	47.7	105	2600	4000	0.32	0.31	0.397
51210	53210	53210U	50	78	22	1	48.5	111	2300	3600	0.39	0.38	0.48
51211	53211	53211U	55	90	25	1	69.4	159	2100	3200	0.61	0.62	0.77
51212	53212	53212U	60	95	26	1	73.4	179	1900	3000	0.69	0.69	0.85
51213	53213	53213U	65	100	27	1	74.8	189	1900	2900	0.77	0.75	0.93
51214	53214	53214U	70	105	27	1	73.6	189	1800	2800	0.81	0.8	0.99
51215	53215	53215U	75	110	27	1	77.4	209	1800	2700	0.86	0.85	1.06
51216	53216	53216U	80	115	28	1	78.5	218	1700	2600	0.95	0.93	1.15
51217	53217	53217U	85	125	31	1	92.3	251	1500	2300	1.29	1.28	1.57
51218	53218	53218U	90	135	35	1.1	117	326	1400	2100	1.77	1.77	2.19
51220	53220	53220U	100	150	38	1.1	147	410	1200	1900	2.36	2.34	2.84
51222	53222	53222U	110	160	38	1.1	148	431	1200	1800	2.57	2.5	3.06
51224	53224	53224U	120	170	39	1.1	154	472	1100	1700	2.86	2.81	3.46
51226	53226	53226U	130	190	45	1.5	203	622	970	1500	4.09	3.98	4.88
51228	53228	53228U	140	200	46	1.5	215	669	940	1450	4.46	4.35	5.89
51230	53230	53230U	150	215	50	1.5	244	768	840	1300	5.64	5.45	7.14
51232	53232	53232U	160	225	51	1.5	247	803	810	1250	6.53	6.09	7.9

Thrust ball bearings

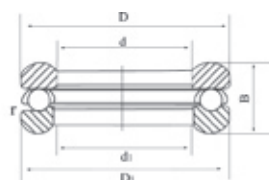
推力球轴承



51300



53300

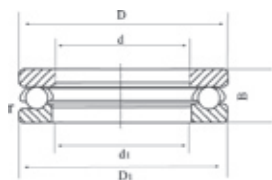


53300U

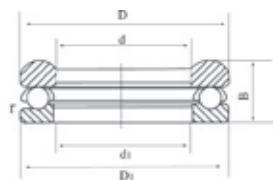
Bearing No. 轴承型号			Boundary Dimensions 外形尺寸				Basic Load Ratings 额定负荷		Limiting Speed 极限转速		Weight 重量		
51000	53000	53000U	d	D	B	r min	Cr	Cor	Grease	Oil	51000	53000	53000U
			mm	mm	mm	mm	KN	KN	r/min	r/min	kg	kg	kg
51305	53305	53305U	25	52	18	1	35.7	61.4	3100	4800	0.018	0.18	0.224
51306	53306	53306U	30	60	21	1	42.8	78.7	2700	4200	0.27	0.27	0.326
51307	53307	53307U	35	68	24	1	55.5	105	2400	3700	0.39	0.4	0.484
51308	53308	53308U	40	78	26	1	69.3	135	2100	3300	0.55	0.57	0.69
51309	53309	53309U	45	85	28	1	80	163	1900	3000	0.69	0.68	0.85
51310	53310	53310U	50	95	31	1.1	91.6	186	1800	2700	1	1.01	1.24
51311	53311	53311U	55	105	35	1.1	119	246	1600	2400	1.34	1.41	1.69
51312	53312	53312U	60	110	35	1.1	124	267	1500	2300	1.43	1.47	1.78
51313	53313	53313U	65	115	36	1.1	128	287	1400	2200	1.57	1.61	1.95
51314	53314	53314U	70	125	40	1.1	148	339	1300	1000	2.06	2.15	2.56
51315	53315	53315U	75	135	44	1.5	171	396	1200	1900	2.68	2.72	3.27
51316	53316	53316U	80	140	44	1.5	176	424	1200	1800	2.82	2.86	3.43
51317	53317	53317U	85	150	49	1.5	206	189	1100	1700	3.66	3.63	4.44
51318	53318	53318U	90	155	50	1.5	213	524	1000	1600	3.88	3.87	4.71
51320	53320	53320U	100	170	55	1.5	236	596	940	1450	5.11	5.1	6.05
51322	53322	53322U	110	190	63	2	280	754	810	1250	7.72	7.63	8.9
51324	53324	53324U	120	210	70	2.1	325	931	710	1100	10.6	10.4	12.4
51326	53326	53326U	130	225	75	2.1	346	1030	650	1000	13	12.7	15.2
51328	53328	53328U	140	240	80	2.1	367	1130	620	950	15.5	15.1	18
51330	53330	53330U	150	250	80	2.1	377	1200	580	900	16.3	15.7	18.8
51332	53332	53332U	160	270	87	3	470	1570	550	850	21	21	23.4

Thrust ball bearings

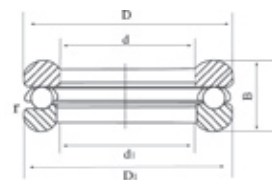
推力球轴承



51400



53400



53400U

Bearing No. 轴承型号			Boundary Dimensions 外形尺寸				Basic Load Ratings 额定负荷		Limiting Speed 极限转速		Weight 重量		
51000	53000	53000U	d	D	B	r min	Cr	Cor	Grease	Oil	51000	53000	53000U
			mm	mm	mm	mm	KN	KN	r/min	r/min	kg	kg	kg
51405	53405	53405U	25	60	24	1	55.6	89.4	2600	4000	0.34	0.35	0.442
51406	53406	53406U	30	70	28	1	72.8	126	2200	3400	0.53	0.53	0.66
51407	53407	53407U	35	80	32	1.1	87.1	155	1900	2900	0.79	0.79	0.96
51408	53408	53408U	40	90	36	1.1	113	205	1700	2600	1.14	1.12	1.37
51409	53409	53409U	45	100	39	1.1	130	242	1500	2300	1.47	1.5	1.82
51410	53410	53410U	50	110	43	1.5	148	283	1400	2100	1.99	1.97	2.38
51411	53411	53411U	55	120	48	1.5	178	359	1200	1900	2.64	2.57	3.1
51412	53412	53412U	60	130	51	1.5	201	397	1100	1700	3.51	3.44	4.13
51413	53413	53413U	65	140	56	2	232	493	1000	1600	4.47	4.47	5.28
51414	53414	53414U	70	150	60	2	250	553	940	1450	5.48	5.38	6.37
51415	53415	53415U	75	160	65	2	252	560	880	1350	6.75	6.64	7.87
51416	53416	53416U	80	170	68	2.1	270	621	810	1250	7.97	7.84	9.22
51417	53417	53417U	85	180	72	2.1	307	753	780	1200	9.29	9.2	10.8

Notes:

51000 - Plain Housing washer Type

53100 - Spherical Housing washer Type

53100U - With spherical seating washer

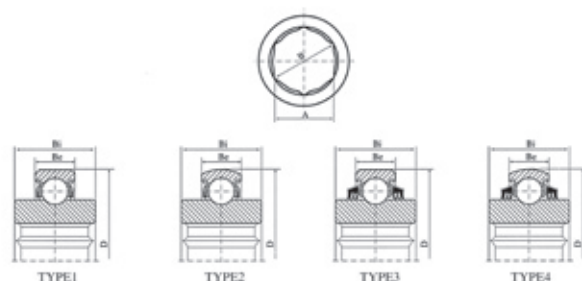
52000 - Double direction thrust ball bearings. It is available.

54100 - Spherical Housing washer Type

54100U - With spherical seating washer

Agriculture ball bearings----Hex hole

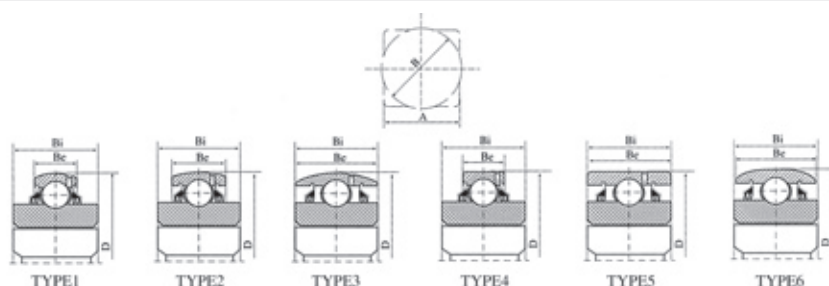
农机球轴承——六角孔



Bearing No. 轴承型号	Type 型式	Hex Shart Size 轴尺寸	Boundary Dimensions(mm) 外形尺寸				
			B	A	D	Be	Bi
202KRR3	1	9/16"	16.46	14.3	35	11	13
204PP2	3	11/16"	20.24	17.65	47	14	20.96
204RR2	1	11/16"	20.24	17.65	47	14	20.96
204KRRB2	2	11/16"	20.24	17.65	47	14	20.96
204KPPB2	4	11/16"	20.24	17.65	47	14	20.96
205KPP2	3	7/8"	25.7	22.25	52	15	25.4
205KPPB2	4	7/8"	25.7	22.25	52	15	25.4
205KRR2	1	7/8"	25.7	22.25	52	15	25.4
205KRRB2	2	7/8"	25.7	22.25	52	15	25.4
206KRR6	1	1"	29.26	25.43	62	16	24
206KRRB6	2	1"	29.26	25.43	62	16	24
G207KPPB2	4	11/8"	32.97	28.6	72	19	37.69
207KRRB9	2	11/8"	32.97	28.6	72	17	37.69
207KRRB12	2	11/8"	32.97	28.6	72	17	25
207KPPB3	4	11/4"	36.65	31.78	72	17	37.7
207KPP3	3	11/4"	36.65	31.78	72	17	25
GW208PPB22	4	11/4"	36.83	31.88	80	21	36.52
W208PPB21	3	11/4"	36.83	31.88	80	21	36.52
W208KRRB6	2	13/8"	40.3	34.95	80	21	36.52
W208KPPB16	4	11/4"	36.65	31.78	80	18	36.52
G209KPPB2	4	11/2"	43.94	38.13	85	19	30
209KRRB2	2	11/2"	43.94	38.13	85	19	30
W210PPB7	4	15/8"	47.65	47.65	90	30.18	30.18
GC211-32-NLC	3	13/4"	51.31	44.48	100	25	57.15

Agriculture ball bearings----Square hole

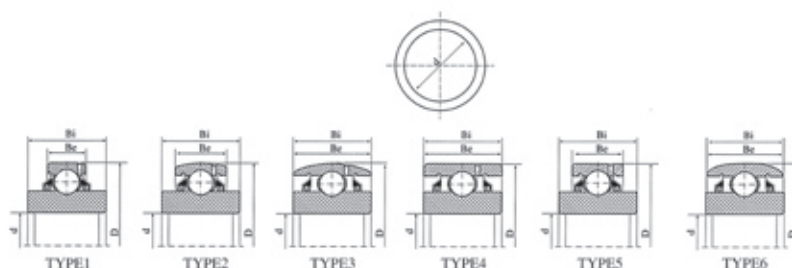
农机球轴承——方孔



Bearing No. 轴承型号	Type 型式	Square Shart Size 轴尺寸	Boundary Dimensions(mm) 外形尺寸				
			B	A	D	Be	Bi
GW208PPB5	1	28.575	31.394	29.972	80	21	36.52
GW208PPB6	1	25.4	27.788	26.162	80	21	36.52
GW208PPB8	2	28.575	31.394	29.972	80	30.175	36.52
GW208PP17	4	28.575	31.394	29.972	85.75	30.175	36.52
GW208PPB17	2	28.575	31.394	29.972	85.75	30.175	36.52
GW209PPB5	2	31.75	34.798	32.776	85	30.175	36.52
GW209PPB8	1	31.75	34.798	32.776	85	22	36.52
GW210PP4	5	28.575	31.394	29.972	90	30.175	30.175
GW210PPB4	3	28.575	31.394	29.972	90	30.175	30.175
GW211PP3	5	38.1	41.199	38.89	100	33.325	33.325
GW211PPB3	3	38.1	41.199	38.89	100	33.325	33.325
GW211PP5	4	38.1	41.199	38.89	101.6	36.52	44.45
GW211PP17	4	38.1	41.199	38.89	100	33.325	44.45
GW211PPB17	1	38.1	41.199	38.89	100	33.325	44.45
GW214PPB4	3	50.8	54.889	52.2	125	39.675	39.675
GW216PP2	4	57.15	68.2	58.8	140	30	63.5
W208PP5	4	28.575	31.394	29.972	80	18	36.52
W208PPB5	1	28.575	31.394	29.972	80	18	36.52
W208PP6	4	25.4	27.788	26.162	80	18	36.52
W208PPB6	1	25.4	27.788	26.162	80	18	36.52
W208PP8	4	28.575	31.394	29.972	80	30.175	36.52
W208PPB8	2	28.575	31.394	29.972	80	30.175	36.52
W208PPB9	2	25.4	27.788	26.162	80	30.175	36.52
W208PP11	6	22.225	24.441	23	85.75	30.175	36.52
W208PP12	6	28.575	31.394	29.972	85.75	30.175	36.52
W208PP13	1	22.225	24.442	23	80	18	36.52
W209PPB5	2	31.75	34.798	32.766	85	30.175	36.52
W209PPB7	6	31.75	34.798	32.766	85.75	30.175	36.52
W210PP4	5	28.575	31.394	29.972	90	30.175	30.175
W210PPB4	3	28.575	31.394	29.972	90	30.175	30.175
W210PPB6	2	28.575	31.394	29.972	90	30.175	36.52
W211PP3	5	38.1	41.199	39.89	100	30.324	30.324
W211PPB3	3	38.1	41.199	39.89	100	30.324	30.324
W211PP5	4	38.1	41.199	39.89	101.6	36.52	44.45
W211PPB6	6	38.1	41.199	39.89	104.78	36.52	44.45

Agriculture ball bearings----Round hole

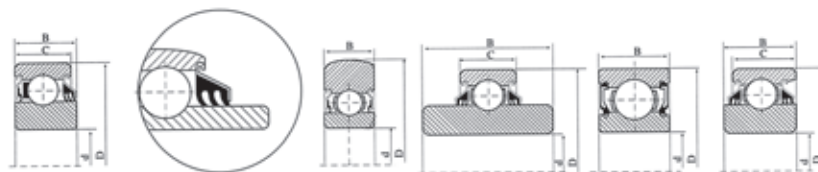
农机球轴承——圆孔



Bearing No. 轴承型号	Type 型式	Boundary Dimensions(mm) 外形尺寸			
		d	D	Be	Bi
W208PPB2	1	38.113	80	18	42.875
W208PPB7	2	30.175	80	18	30.18
W208PP10	1	38.113	80	21	42.875
W208PPB10	1	38.113	80	21	42.875
W208PPB23	2	38.113	80	30.175	42.875
W209PPB2	3	45	85	30.175	30.175
W209PPB4	3	39	85	30.175	30.175
W210PP2	4	49.225	90	30.175	30.175
W210PPB2	3	49.225	90	30.175	30.175
W210PPB5	3	45.339	90	30.175	30.175
W210PP8	4	38.862	90	30.175	30.175
W210PPB9	2	49.4	90	23	36.53
W211PP2	4	55.575	100	33.325	33.325
W211PPB2	3	55.575	100	33.325	33.325
W211PPB4	6	55.575	100	33.325	55.5
W214PP2	4	70	125	39.69	39.69
W214PPB2	3	70	125	39.69	39.69
W214PPB9	3	70.256	125	28	44.45
GW209PPB2	3	45	85	30.175	30.175
GW209PPB4	3	39	85	30.175	30.175
GW209PPB11	1	45.237	85	22	36.52
GW210PPB2	3	49.225	90	30.175	30.175
GW210PPB5	3	45.339	90	30.175	30.175
GW210PP9	5	49.403	90	23	36.52
GW211PP2	4	55.575	100	33.325	33.325
GW211PPB2	3	55.575	100	33.325	33.325
GW211PPB8	1	55.575	100	25	33.325
GW211PPB9	1	55.753	100	25	39.69
GW211PPB10	3	49.225	100	33.325	33.325
GW211PPB13	1	45.339	100	25	33.325
GW211PPB14	1	51.181	100	25	33.325
GW211PP25	5	45.212	100	33.325	44.45
GW214PP2	4	70	125	39.69	39.69
GW214PPB2	3	70	125	39.69	39.69
GW214PPB3	3	49.213	125	39.69	39.69
GW214PPB5	2	70	125	39.69	61.925
GW214PPB6	1	68.278	125	28	68.26
GW315PPB11	3	70	160	68.26	68.26

Agriculture ball bearings----Round hole

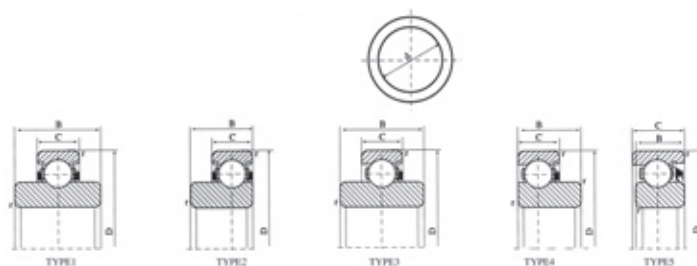
农机球轴承——圆孔



Bearing No. 轴承型号	Boundary Dimensions(mm) 外形尺寸			
	d	D	C	B
RX84	17.64	53.97	15.87	20.19
202NPP9	12.827	38.1	11	11
202RRE	15	35	11	22.352
203JD	17	40	12	14
203KRR3	15.951	50.8	15	15
203NPP9	15.9	40	12.95	12.95
Z9504-2RST	19.05	45.225	15.494	15.494
204RR8	16.027	45.225	15.494	15.494
204RY2	16.027	45.225	15.494	18.669
205E-2RST	19.202	52	15	21.107
205KP6	19.202	52	17.78	23.393
205KRR6	13.081	52	15	34.925
205KRR7	13	52	15	38.1
G205PPB7	23.813	52	15	35
205PPB7	23.813	52	15	35
205PP8	12.964	52	15	34.925
205PP9	19.202	52	15	34.925
205PP10	16	52	15	34.925
205PP12	16.129	52	15	38.1
206KRRB	19.25	62	16	24
206PD2	31.75	65.088	17	18.524
207KYY	35	72	17	25
FHR208-25CD	39.688	80	18	30.2
W213-8445	55.575	120	28.905	55.55
88120-C4	20	47	14	20.8
88128R	38.892	80	21	27.5
206GGH	19.2	62	16	24
206KRD4	25	62	18	22.225
205GP	16	53	18.2	19.4
205DDS3/4"	19.05	53	18.2	19.4
205RVA	19.2	52	15	21.03
Z9504AB	19.06	45.225	15.494	15.494

Agriculture ball bearings----Round hole

农机球轴承——圆孔



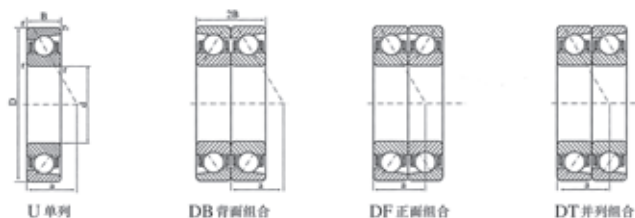
Bearing No. 轴承型号	Type 型式	Boundary Dimensions(mm) 外形尺寸				
		d	D	C	B	rmin
203KR2	4	15.883	40	12	14	0.6
203KRR2	1	16.256	40	12	18.288	0.6
203KRR5	1	13.081	40	12	18.288	0.6
203KRR6	1	16.256	47	12	18.288	0.6
203KRR7	1	17	40	12	16.612	0.6
204KR2	4	19.063	45.225	15.494	15.494	1
204KRR3	1	20	47	14	17.755	1
204KRD4	2	16	47	14	17.5	1
204KRR14	1	16	47	15	18.288	1
205KR3	5	19.05	52	17.76	16.26	1
205KR4	3	25.413	52	15	25.4	1
206KR7	3	30	62	16	24	1
206KRR8	1	30	62	16	24	1
207KRR	1	35	72	17	25	1.1
208KRR2	1	40	80	21	27	1.1

Single row angular contact ball bearings

单列角接触球轴承

Duplex angular contact ball bearings

双列角接触球轴承



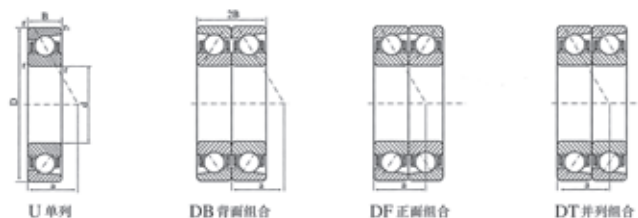
Boundary Dimensions 外形尺寸					Basic Load Ratings 额定负荷		Limiting Speed 极限转速		Bearing No. 轴承型号	Weight 重量	Basic Load Ratings 额定负荷		Limiting Speed 极限转速		Bearing No. 轴承型号		
d	D	B	2B	r min	Cr	Cor	Grease	Oil			Cr	Cor	Grease	Oil			
mm	mm	mm	mm	mm	KN	KN	rpm	rpm		kg	KN	KN	rpm	rpm			
10	26	8	16	0.3	4.9	2.2	43000	58000	7000C	0.019	7.95	4.4	34000	46000	7000CDB	7000CDF	7000CDT
	30	9	18	0.6	5.4	2.64	41000	55000	7200C	0.029	8.8	5.25	32000	43000	7200CDB	7200CDF	7200CDT
12	28	8	16	0.3	5.4	2.64	39000	52000	7001C	0.021	8.8	5.25	31000	41000	7001CDB	7001CDF	7001CDT
	32	10	20	0.6	7.1	3.45	36000	49000	7201C	0.036	11.5	6.95	29000	38000	7201CDB	7201CDF	7201CDT
15	32	9	18	0.3	6.25	3.4	34000	45000	7002C	0.029	10.1	6.75	27000	26000	7002CDB	7002CDF	7002CDT
	35	11	22	0.6	9	4.5	32000	42000	7202C	0.045	14.6	9.05	25000	33000	7202CDB	7202CDF	7202CDT
	42	13	26	1	13.3	6.85	28000	38000	7302C	0.081	21.6	13.7	23000	30000	7302CDB	7302CDF	7302CDT
17	35	10	20	0.3	7.7	4.1	31000	41000	7003C	0.038	12.5	8.25	24000	33000	7003CDB	7003CDF	7003CDT
	40	12	24	0.6	11.2	5.75	29000	38000	7203C	0.062	18.1	11.5	23000	30000	7203CDB	7203CDF	7203CDT
	47	14	28	1	15.7	8.25	26000	35000	7303C	0.109	25.6	16.5	21000	27000	7303CDB	7303CDF	7303CDT
20	42	12	24	0.6	1.5	6.05	27000	36000	7004C	0.068	17	12.1	22000	29000	7004CDB	7004CDF	7004CDT
	47	14	28	1	14.6	8.15	25000	34000	7204C	0.1	23.7	16.3	20000	27000	7204CDB	7204CDF	7204CDT
	52	15	30	1.1	18.5	9.95	23000	31000	7304C	0.14	30	19.9	18000	24000	7304CDB	7304CDF	7304CDT
25	37	7	14	0.3	5.05	3.85	27000	36000	7805C	0.021	8.2	7.65	21000	28000	7805CDB	7805CDF	7805CDT
	42	9	18	0.3	7.85	5.4	25000	33000	7905C	0.042	12.7	10.8	19000	26000	7905CDB	7905CDF	7905CDT
	47	12	24	0.6	11.7	7.45	23000	31000	7005C	0.078	19	14.9	18000	24000	7005CDB	7005CDF	7005CDT
	52	15	30	1	16.6	10.2	21000	28000	7205C	0.121	27	20.5	17000	22000	7205CDB	7205CDF	7205CDT
	62	17	34	1.1	26.4	15.3	19000	26000	7305C	0.222	43	30.5	15000	20000	7305CDB	7305CDF	7305CDT
30	42	7	14	0.3	5.35	4.5	23000	31000	7806C	0.025	8.7	9	18000	24000	7806CDB	7806CDF	7806CDT
	47	9	18	0.3	8.3	6.25	21000	28000	7906C	0.048	13.5	12.5	17000	22000	7906CDB	7906CDF	7906CDT
	55	13	26	1	15.1	10.3	20000	26000	7006C	0.112	24.6	20.6	16000	21000	7006CDB	7006CDF	7006CDT
	62	16	32	1	23	14.7	18000	24000	7206C	0.191	37.5	29.5	14000	19000	7206CDB	7206CDF	7206CDT
	72	19	38	1.1	32.5	20.3	16000	22000	7306C	0.33	52.5	40.5	13000	17000	7306CDB	7306CDF	7306CDT
35	47	7	14	0.3	5.8	5.25	20000	27000	7807C	0.028	9.4	10.5	16000	21000	7807CDB	7807CDF	7807CDT
	55	10	20	0.6	13.2	9.65	19000	25000	7907C	0.073	21.4	19.3	15000	20000	7907CDB	7907CDF	7907CDT
	62	14	28	1	19.1	13.7	17000	23000	7007C	0.149	31	27.3	14000	18000	7007CDB	7007CDF	7007CDT
	72	17	34	1.1	30.5	19.9	16000	21000	7207C	0.273	49.5	40	13000	17000	7207CDB	7207CDF	7207CDT
	80	21	42	1.5	40.5	25.8	14000	19000	7307C	0.44	65.5	51.5	11000	15000	7307CDB	7307CDF	7307CDT

Single row angular contact ball bearings

单列角接触球轴承

Duplex angular contact ball bearings

双列角接触球轴承



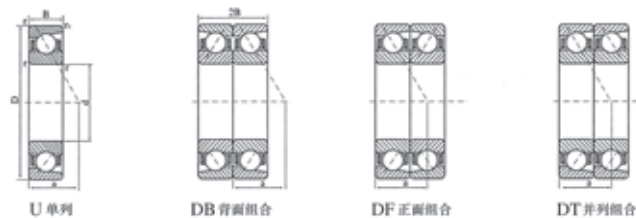
Boundary Dimensions 外形尺寸					Basic Load Ratings 额定负荷		Limiting Speed 极限转速		Bearing No. 轴承型号	Weight 重量	Basic Load Ratings 额定负荷		Limiting Speed 极限转速		Bearing No. 轴承型号		
d	D	B	2B	r min	Cr	Cor	Grease	Oil			Cr	Cor	Grease	Oil			
mm	mm	mm	mm	mm	KN	KN	rpm	rpm		kg	KN	KN	rpm	rpm			
40	52	7	14	0.3	6.05	5.75	18000	24000	7808C	0.031	9.8	11.5	14000	19000	7808CDB	7808CDF	7808CDT
	62	12	24	0.6	14	11.1	17000	22000	7908C	0.109	22.7	22.3	13000	18000	7908CDB	7908CDF	7908CDT
	68	15	30	1	20.6	15.9	15000	21000	7008C	0.184	33.5	32	12000	16000	7008CDB	7008CDF	7008CDT
	80	18	36	1.1	36.5	25.2	14000	19000	7208C	0.35	59	50.5	11000	15000	7208CDB	7208CDF	7208CDT
	90	23	46	1.5	49.5	32.5	13000	17000	7308C	0.606	80	64.5	10000	13000	7308CDB	7308CDF	7308CDT
45	58	7	14	0.3	7.6	7.4	16000	21000	7809C	0.038	12.3	14.8	13000	17000	7809CDB	7809CDF	7809CDT
	68	12	24	0.6	17.3	14.1	15000	20000	7909C	0.126	28.1	28.1	12000	16000	7909CDB	7909CDF	7909CDT
	75	16	32	1	24.4	19.3	14000	19000	7009C	0.233	39.5	38.5	11000	15000	7009CDB	7009CDF	7009CDT
	85	19	38	1.1	41	28.8	13000	17000	7209C	0.4	66.5	57.5	10000	13000	7209CDB	7209CDF	7209CDT
	100	25	50	1.5	64	43	11000	15000	7309C	0.83	104	86	9000	12000	7309CDB	7309CDF	7309CDT
50	65	7	14	0.3	7.9	8.05	14000	19000	7810C	0.049	128	16.1	11000	15000	7810CDB	7810CDF	7810CDT
	72	12	24	0.6	18.3	15.8	14000	18000	7910C	0.131	29.8	31.5	11000	14000	7910CDB	7910CDF	7910CDT
	80	16	32	1	26	21.9	13000	17000	7010C	0.253	42	44	10000	13000	7010CDB	7010CDF	7010CDT
	90	20	40	1.1	43	31.5	12000	15000	7210C	0.454	69.5	63.5	9100	12000	7210CDB	7210CDF	7210CDT
	110	27	54	2	75	51.5	10000	14000	7310C	1.05	122	103	8200	11000	7310CDB	7310CDF	7310CDT
55	72	9	18	0.3	13.1	12.7	13000	18000	7811C	0.079	21.2	25.5	10000	14000	7811CDB	7811CDF	7811CDT
	80	13	26	1	19.1	17.7	12000	16000	7911C	0.178	31	35.5	9800	13000	7911CDB	7911CDF	7911CDT
	90	18	36	1.1	34	28.6	12000	15000	7011C	0.37	55.5	57.5	9200	12000	7011CDB	7011CDF	7011CDT
	100	21	42	1.5	53	40	11000	14000	7211C	0.593	86	80	8300	11000	7211CDB	7211CDF	7211CDT
	120	29	58	2	87	60.5	9400	13000	7311C	1.43	141	121	7500	9900	7311CDB	7311CDF	7311CDT
60	78	10	20	0.3	13.4	13.5	12000	16000	7812C	0.101	21.8	27.2	9600	13000	7812CDB	7812CDF	7812CDT
	85	13	26	1	20	19.5	11000	15000	7912C	0.191	32.5	39	9000	12000	7912CDB	7912CDF	7912CDT
	95	18	36	1.1	35	30.5	11000	14000	7012C	0.387	57	61.5	8400	11000	7012CDB	7012CDF	7012CDT
	110	22	44	1.5	64	49.5	9700	13000	7212C	0.757	104	99	7700	10000	7212CDB	7212CDF	7212CDT
	130	31	62	2.1	99	70.5	8700	12000	7312C	1.68	161	141	6900	9200	7312CDB	7312CDF	7312CDT

Single row angular contact ball bearings

单列角接触球轴承

Duplex angular contact ball bearings

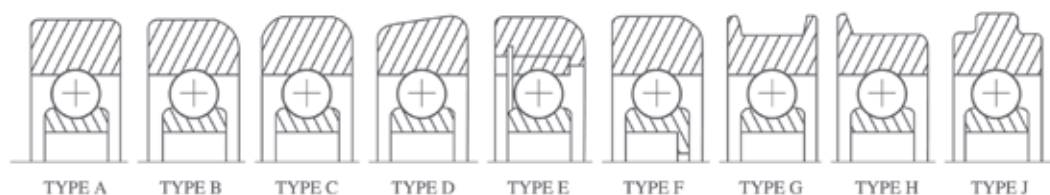
双列角接触球轴承



Boundary Dimensions 外形尺寸					Basic Load Ratings 额定负荷		Limiting Speed 极限转速		Bearing No. 轴承型号	Weight 重量	Basic Load Ratings 额定负荷		Limiting Speed 极限转速		Bearing No. 轴承型号		
d	D	B	2B	r min	Cr	Cor	Grease	Oil			Cr	Cor	Grease	Oil			
mm	mm	mm	mm	mm	KN	KN	rpm	rpm			kg	KN	KN	rpm	rpm		
10	26	8	16	0.3	4.65	2.07	29000	39000	7000	0.023	7.5	4.15	23000	31000	7000DB	7000DF	7000DT
	30	9	18	0.6	5.45	2.74	28000	37000	7200	0.029	8.8	5.45	22000	30000	7200DB	7200DF	7200DT
	30	9	18	0.6	5	2.52	24000	32000	7200B	0.029	8.1	5.05	19000	26000	7200BDB	7200BDF	7200BDT
	35	11	22	0.6	9.35	4.4	26000	34000	7300	0.04	15.2	8.75	2000	27000	7300DB	7300DF	7300DT
	35	11	22	0.6	8.8	4.1	22000	29000	7300B	0.041	14.3	8.2	18000	24000	7300BDB	7300BDF	7300BDT
12	28	8	16	0.3	5.05	2.46	26000	35000	7001	0.025	8.2	4.9	21000	28000	7001DB	7001DF	7001DT
	32	10	20	0.6	7.15	3.6	25000	33000	7201	0.035	11.6	7.2	20000	26000	7201DB	7201DF	7201DT
	32	10	20	0.6	6.6	3.35	21000	28000	7201B	0.036	10.7	6.7	17000	23000	7201BDB	7201BDF	7201BDT
	37	12	24	1	11.2	5.25	23000	30000	7301	0.044	18.2	10.5	18000	24000	7301DB	7301DF	7301DT
	37	12	24	1	10.5	4.95	19000	26000	7301B	0.045	17.1	9.9	16000	21000	7301BDB	7301BDF	7301BDT
15	32	9	18	0.3	5.8	3.15	23000	31000	7002	0.035	9.4	6.3	18000	24000	7002DB	7002DF	7002DT
	35	11	22	0.6	9.05	4.7	22000	29000	7202	0.046	14.7	9.4	17000	23000	7202DB	7202DF	7202DT
	35	11	22	0.6	8.35	4.35	18000	25000	7202B	0.046	13.6	8.7	15000	20000	7202BDB	7202BDF	7202BDT
	42	13	26	1	13.5	7.2	19000	26000	7302	0.055	21.9	14.4	15000	21000	7302DB	7302DF	7302DT
	42	13	26	1	12.5	6.65	17000	22000	7302B	0.057	20.3	13.3	13000	18000	7302BDB	7302BDF	7302BDT
17	35	10	20	0.3	7.15	3.85	21000	28000	7003	0.046	11.6	7.65	17000	22000	7003DB	7003DF	7003DT
	40	12	24	0.6	12	6.6	19000	26000	7203	0.064	19.4	13.2	15000	21000	7203DB	7203DF	7203DT
	40	12	24	0.6	11	6.1	17000	22000	7203B	0.066	17.9	12.2	13000	18000	7203BDB	7203BDF	7203BDT
	47	14	28	1	15.9	8.85	18000	24000	7303	0.107	25.9	17.3	14000	19000	7303DB	7303DF	7303DT
	47	14	28	1	14.8	8	15000	20000	7303B	0.109	24	16	12000	16000	7303BDB	7303BDF	7303BDT
20	42	12	24	0.6	9.7	5.6	19000	25000	7004	0.08	15.8	11.2	15000	20000	7004DB	7004DF	7004DT
	47	14	28	1	14.5	8.4	17000	23000	7204	0.1	23.6	16.8	14000	18000	7204DB	7204DF	7204DT
	47	14	28	1	13.3	7.7	15000	2000-	7204B	0.102	21.6	15.4	12000	16000	7204BDB	7204BDF	7204BDT
	52	15	30	1.1	18.7	10.4	16000	21000	7304	0.138	30.5	20.8	11000	17000	7304DB	7304DF	7304DT
	52	15	30	1.1	17.3	9.65	13000	18000	7304B	0.141	28.2	19.3	10000	14000	7304BDB	7304BDF	7304BDT
25	42	9	18	0.3	7.15	4.95	17000	22000	7905	0.05	11.6	9.95	13000	18000	7905DB	7905DF	7905DT
	47	12	24	0.6	10.7	6.85	16000	21000	7005	0.093	17.5	13.7	12000	17000	7005DB	7005DF	7005DT
	52	15	30	1	16.2	10.3	14000	19000	7205	0.125	26.3	20.6	11000	15000	7205DB	7205DF	7205DT
	52	15	30	1	14.8	9.4	12000	16000	7205B	0.129	24	18.8	10000	13000	7205BDB	7205BDF	7205BDT
	62	17	34	1.1	26.4	15.8	13000	17000	7305	0.23	43	31.5	10000	14000	7305DB	7305DF	7305DT
	62	17	34	1.1	24.4	14.6	11000	15000	7305B	0.234	39.5	29.3	9100	12000	7305BDB	7305BDF	7305BDT

Forklift mast guide ball bearings

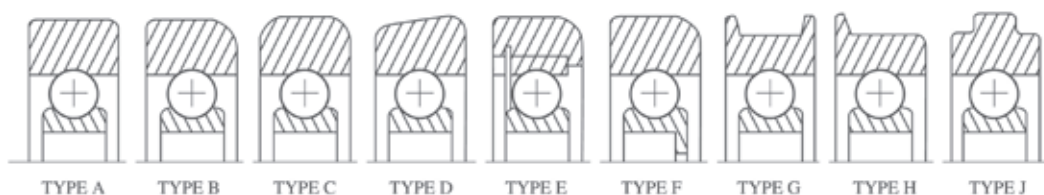
导轨轴承



Bearing No. 轴承型号		Type 型式	Boundary Dimensions 外形尺寸				Bearing No. 轴承型号	
I	II		d	D	C	B	III	IV
205SZZ-29		A	25.4	57.15	18.115	14		
			25	67	26	15		C32110
305SZZ-3	MG305DD	B	25	76.2	25.2	17	MG305-2RS-1	X421RS
305SZZ-6	MG305DDA	B	25.4	74.6	25.4	17	MG35-3	
		B	25	80	23	17		C3200
		B	25	79.5	23	17		C2917
		B	25	76	25.5	17		D2196
206SZZ-16		A	30	76.2	28.575	16	MG206-2RS-1	
	MG206FFA	D	30	81.28	25.4	19.586		
	MG206FFU	B	30	81	29	16.59		
	MG206FFUA	B	30	81.5	29	16.59		
	MG206FFUB	B	30	82	29	16.59		
	MG206FFP	B	30	88	29	16.59		
306SZZ-5	MG306DD	B	30	88.9	25.4	19	MG36-1	
	MG306DDB	B	30	82.55	26.975	19	MG36-2	
		B	30	88.8	25.3	19		C1303
207SZZ-20		I	35	70.36	17	17		
207MZZ-1	MG207FFA	A	35	81.864	27.1	17		X485RS
	MG207FFB	A	35	88.392	31.877	17		
	MG207FFR	A	35	88.392	31.75	17		
		B	35	94.5	25	17		
		B	35	94.5	25.2	17	MG27-10	
		A	35	82.15	27	17		B1689
		A	35	82	27	17		C126916
		A	35	120	28	17	SX07B95LLUC4PX1	
		A	35	95	28	17	SX07B93LLUC4PX1	
	MG208FFA	D	40	100.838	25.4	19.588		
	MG208FFH	E	40	95	28.58	21		
		E	40	101.346	28.575	21		
		C	40	97.6	25	18	SX00881LLUCS26PX1	
209MZZ-1	MG209DD	A	45	100.956	28.473	19		
		G	40	123	36	19		

Forklift mast guide ball bearings

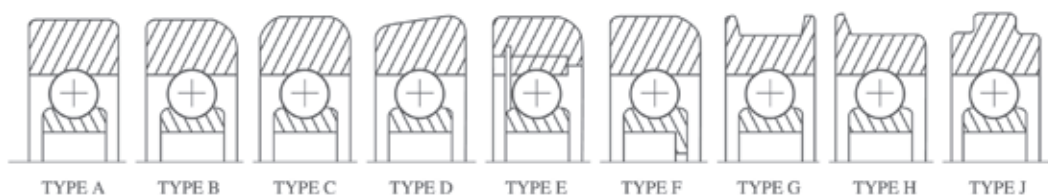
导轨轴承



Bearing No. 轴承型号		Type 型式	Boundary Dimensions 外形尺寸				Bearing No. 轴承型号	
I	II		d	D	C	B	III	IV
210MZZ-1		A	50.8	103.276	32.542	32.542		
210MZZ-2		A	50.8	101.092	27	27		
		A	60	126.7	31	22		E209928
307SZZ-9	MG307FFK	B	35	94.615	25.4	21		
307SZZ-14		B	35	101.346	28.575	21	MG307-2RS-5	
307MZZ-2	MG307FFE	D	35	101.346	28.575	21		
307SZZ-8		A	35	100.762	36.513	21		
	MG307FFB	A	35	100.092	31.75	21		
	MG307FF	B	35	101.346	28.575	21		
307SZZ-10	MG307FFH	B	35	101.346	28.575	21	MG307-2RS-1	
307MZZ-4	MG307FFA	B	35	101.6	28.575	21	MG307-2RS-3	
307SZZ-4	MG307FF4	B	35	101.6	28.575	21		
	MG307FFM	C	35	101.346	29.575	21		
	MG307FFP	C	35	101.333	28.45	21		
		B	35	94	28	21	MG37-4	X376RS
		B	35	97	28	21	MG37-6	
		B	35	94.4	28	21	MG37-11	
		B	35	102	25.4	21	MG37-20	
		B	35	107.9	31	21	MG37-21	
		B	35	108.9	31	21	MG37-22	
		C	35	94	28	21	7E-SX07A76LLUC3PX1	
		C	35	105	28	21	7E-SX07A50LLUC3PX1	
		C	35	97	28	21	7E-SX07A47LLUC3PX1	
		C	35	102	28	21	7E-SX07A44LLUC3PX1	
		B	35	108.25	31	21	7E-SX07A31LLUC3PX1	
		B	35	107.55	31	21	7E-SX07A30LLUC3PX1	
		B	35	108.95	31	21	7E-SX07A29LLUC3PX1	
		C	35	97.2	28	21	7E-SX07A05LLUC3PX1	
		C	35	96.5	28	21	7E-SX0798LLUC3PX1	
		B	35	88	25	21	SX0794LLUPX1	
		B	35	95.2	28	21	SX0789LLUC3PX1/2A	
		B	35	88	25	21	SX0702LUPX1	
		B	35	105	28	21	7C2-SX07C15LLUC3PX1	
		A	35	120	30.4	21	SX07002LLUPX1	
		A	35	120	28	21	SX07001LLUPX1	
		A	35	95	30.4	21	SX07B88LLUPX1	
		A	35	95	28	21	SX07B87LLUPX1	

Forklift mast guide ball bearings

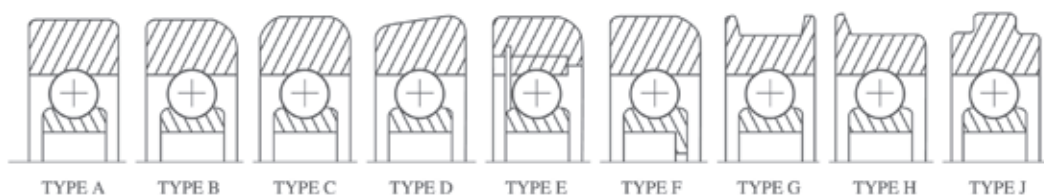
导轨轴承



Bearing No. 轴承型号		Type 型式	Boundary Dimensions 外形尺寸				Bearing No. 轴承型号	
I	II		d	D	C	B	III	IV
DG3595			35	93.7	28	21		
83543		B	35	95	28	21		
308SZZ-4		G	40	100.076	25.575	23		
308SZZ-5	MG308FFA	B	40	113.944	31.75	23	MG308-2RS-1	
308SZZ-6	MG308FFE	B	40	114.2	28.194	23		
	MG308FFH	B	40	101.6	28.575	23		
	MG308FFAD	A	40	110.7	31	23		
	MG308FFAB	C	40	108.6	31	23		
		B	40	109.6	32	23	MG38-11	
		B	40	115	33	23	MG38-9	
		B	40	99	30	23	A36637	
			40	100	30	23	B36637	
		B	40	108.1	32	23	B2922	
		B	40	110	32	23	A88935	
			40	112.2	32	23	D3049	
		B	40	118.5	28	23	B705489	
		B	40	110.6	31	23	B220021	
		C	40	100	30	23	7E-SX08A61LLUC3PX1	
		C	40	115	32	23	7E-SX08A38LLUC3PX1	
		C	40	108.6	31	23	SX08A27LLUPX1/CA	
		B	40	115.55	33	23	7E-SX08A11LLUC3PX1	
		C	40	109.5	32	23	7E-SX0884LLUPX1	
		B	40	110.4	32	23	SX0872LLUPX1	
		A	40	120.5	34	23	SX0872LLUPX1	
		B	40	111.8	32	23	SX0870LLUPX1	
		C	40	100	30	23	SX0859LLUPX1	
309SZZ-4	MG309DDA	B	45	127.063	31.75	25	MG309-2RS-1	X501RS
309SZZ-5		B	45	127.063	31.75	27	MG309-2RS-3	
309SZZ-9		B	45	127.063	31.75	25		
309SZZ-1		C	45	128.219	31.75	25	MG309-2RS-2	
	MG309XX1	C	45	114	35	25		
	MG309XX2	C	45	115	35	25		
	MG309DD	C	45	128.11	31.75	25		
		B	45	115	35	25	MG39-3	
		B	45	117	40	25	MG39-4	
		A	45	119.72	29	25	MG39-5	
		B	45	123.5	34	25	MG39-6	
		B	45	114.5	34	25	MG39-8	

Forklift mast guide ball bearings

导轨轴承

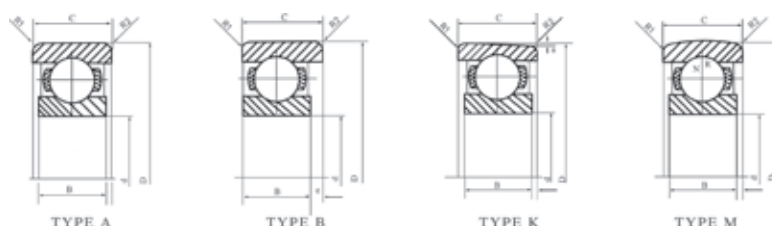


Bearing No. 轴承型号		Type 型式	Boundary Dimensions 外形尺寸				Bearing No. 轴承型号	
I	II		d	D	C	B	III	IV
		B	45	124.5	34	25	MG39-9	
		B	45	115	31.6	25	MG39-10	
		B	45	114.4	36	29.3	MG39-12	
		B	45	121.5	36	25	MG39-13	
		B	50	129	35	27	MG30-1	
		B	50			27	MG30-2	
		B	50			27	MG30-4	
311SZZ-1		B	55	152.476	38.1	29	MG311-2RS-1	
311SZZ-2		B	55	164.287	38.1	29		
	MG311FFA	B	55	159.892	38.1	29		
		A	55	149.43	45.3	29	MG31-2	
		B	55	164.46	45	29	MG31-3	
		B	75	179.5	52	40	83A712/C3	
		A	75	180	45	40	83807C/C3	
		B	90	220	45	43	83550A/C3	
		A	75	180	45	40	83807C/C3	
		A	75	180	45	43	83550A/C3	



Forklift mast rolling ball bearings

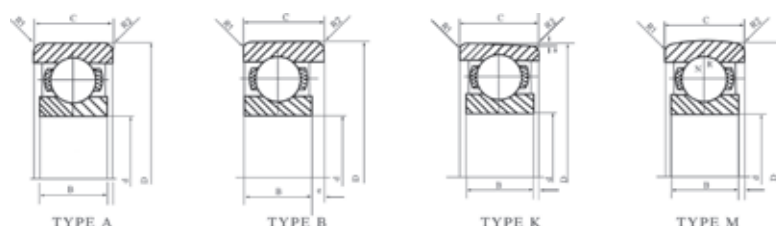
叉车门架滚轮轴承



Bearing No. 轴承型号		Type 型式	Boundary Dimensions 外形尺寸								Bearing No. 轴承型号
I	II		d	D	C	B	R1	R2	e	R	III
130304	L20304	B	20	60	16	15	2	2	1		
30505	80505K1	A	25	70	27	15	2.5	2.5			
130205	80505K2	B	25	70	17	15	2.5	2.5	2		L20205
30705		A	25	70	28	15	2.5	2.5			W120205
30805	80505K	A	25	80	22	16	3	3			
30805K	180705K	A	30	80	22	17	3	3			
30306		A	30	76	20	19	3	5			
130306	80606K	B	30	78	23	19	3.5	3.5	4		
110306F		M	30	77	23	19	3	5	4	R200	L10306
110306H		M	30	78	23	19	3	5	4	R200	L10306
110306L		M	30	79	23	19	3	5	4	R200	L10306
130706	180706K	B	30	91.5	24	19	2	5	5		
130706K		B	30	91.5	24	20	2	5	4		
30806		A	30	90	22	17	3	3			
30307		A	35	80	25	21	3	3			
130307		B	35	102	25.5	21	2	5	4.5		
30507	80507K	A	35	100	26	18	2	2			
130607	80607K	B	35	102	25.4	20	3.5	3.5	5.4		
30807	80307K	A	35	90	31.34	21	3	3			
30208	80508K	A	40	116	24.5	18	3	3 or 8			L20208
30208K	80508K1	A	40	110	29	18	3	3 or 8			Y20208
30208K1	80508Y1	K	40	112.3	29	18	3	3 or 8	2°30'		Y30208
30508K	80508Y	A	40	112.3	24.5	18	3	3 or 8			
30308	S20308	A	40	115	32	23	6	6			
30308S		A	40	111	30	23	3	10			
110308S		M	40	103	27	23	3	5.5	4	R200	L40308
110308M		M	40	104	27	23	3	5.5	4	R200	L40308
110308L		M	40	105	27	23	3	5.5	4	R200	L40308
10308S		M	40	99	30	23	3	7		R200	780308
10308M		M	40	100	30	23	3	7		R200	780308
10308L		M	40	101	30	23	3	7		R200	780308
30308M		A	40	112	30	23	3	10			
30308L		A	40	113	30	23	3	10			
130308	80608K	B	40	104	27	23	3.5	3.5	4		
130308K		K	40	109.7	28	23	7	5	3.5	3°29'	

Forklift mast rolling ball bearings

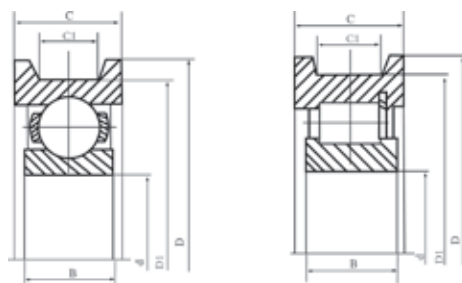
叉车门架滚轮轴承




Bearing No. 轴承型号		Type 型式	Boundary Dimensions 外形尺寸								Bearing No. 轴承型号
I	II		d	D	C	B	R1	R2	e	R	III
30708	180708K	A	40	109.7	32	23	3	7			80708K
30309		A	45	119	30	25	3	3			
130309K		K	45	118.5	26	25	5	5	1	3°29'	
130709	80709K	B	45	119	29	25	3.5	3.5	4		
10709S		M	45	114	35	25	3	8		R200	960709S
10709M		M	45	115	35	25	3	8		R200	960769M
10709L		M	45	116	35	25	3	8		R200	960709L
10309S		M	45	117	40	25	5	8		R200	
10309M		M	45	118	40	25	5	8		R200	
10309L		M	45	119	40	25	5	8		R200	
30710	80710K	A	50	115.3	34	25	3	3			
30810K1	30810K	K	50	117.5	34	25	5	5	w	3°29'	
30211	T20211	A	55	112	34	21	5	5			
30211K	J20211	A	55	110	34	21	5	5			
30211K1	J30211	K	55	111.8	34	21	5	8		2°30'	
30711H	80711K	A	55	110	31.34	21	3	3			
30711K1	80711Y	K	55	112.2	31.34	21	3	3		2°52'	
30711K1-C	80711Y2	K	55	111.2	31.34	21	2	5			
30711K1-G	80711Y1	K	55	116	31.34	21	2	5		2°52'	
30511	80511K	K	55	116	34	25	5	5		2°52'	
30511K	80511K1	A	55	117	34	25	5	5		2°52'	
30711	80511K2	A	55	120	34	25	5	5			
30511K1	80511Y1	A	55	121.5	34	25	5	5			
30511K1-C	80511Y2	K	55	122.5	34	25	5	8			
30511K1-G	80511Y	K	55	120	34	25	5	5		2°52'	980811/34
30811K1		K	55	121.4	36	25	5	8	7	2°52'	
10311		M	55	151.5	45	29	8	8		2°52'	
30311		A	55	151	45	33	4	4		2°52'	980811/36
30411	80611K	A	55	161	42	33	5	5		R575	680311
30611H	80611K2	A	55	151	45	33	5	5			
130611H	80611K1	B	55	151	45	33	2	5	1.2		
30512	80512K	A	60	150	45	35	6.5	6.5			
30313K	80613K3	K	65	161	45	33	5	5		2°52'	
10313		M	65	183.5	45	33	8	8		R575	

Forklift mast chain rolling bearings

叉车门架滚轮轴承

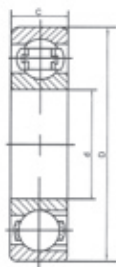


Bearing No. 轴承型号	Structure 结构	Boundary Dimensions 外形尺寸						Bearing No. 轴承型号
I		d	D	D1	C	C1	B	II
780306	6306	30	96	80	24	16	19	L60306
780606K		30	87	75	34	22	26	L60606K
780506		30	134	115	32	22	28	780506K
780308	6308	40	120	110	40	30	23	F60308
780308K	6308	40	140	120	34	27	23	
780708	6308	40	118	100	32	26	23	
780708K	6308	40	118	100	34	27	23	
78070K1		40	113	95	32	21	23	
780408	6309	45	134	115	39	29	27	L60408
780309	6309	45	138	125	58	34	25	S60609
780309K	6309	45	126	110	36	25	25	
780309K1	6309	45	126	110	47	37	25	
780309K2	6309	45	126	110	30	25	25	
780309K3	6309	45	126	110	44	34	25	A60309
780709	6309	45	126	110	38	28	25	
780709K	6309	45	125	110	35	25	25	
780310H	6310	50	148	134	41	25	27	
780310K	6310	50	141	122	46	27	27	
780711	6211	55	122	110.5	40	28	21	78071K
780411		55	160	145	52	36	44.5	
722711		55	144	122	56	43	40	
780415		75	218	200	65	49	53	



Heavy load ball bearings

增强负荷轴承

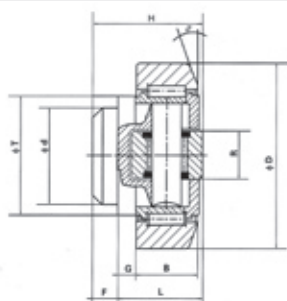


Bearing No. 轴承型号	Boundary Dimensions(mm) 外形尺寸		
	d	D	B
BL205	25	52	15
BL206	30	62	16
BL207	35	72	17
BL208	40	80	18
BL209	45	85	19
BL210	50	90	20
BL211	55	100	21
BL212	60	110	22
BL305	25	62	17
BL306	30	72	19
BL307	35	80	21
BL308	40	90	23
BL309	45	100	25
BL310	50	110	27
BL311	55	120	29
BL312	60	130	31
BL313	65	140	33



Combined bearings

复合滚轮

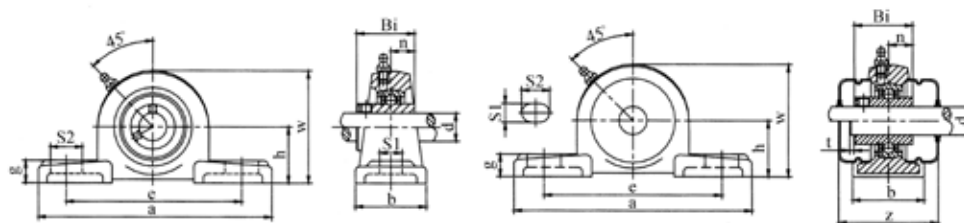


Bearing No. 轴承型号	Boundary Dimensions(mm) 外形尺寸									
	d	D	H	B	G	L	F	T	R	α
MR306	30	62	38.5	20	9	31.5	7	42	20	20°
MR307	35	70.1	44	23	10.5	36	8	48	22	20°
MR308	40	77.7	48	23	10.5	36.5	11.5	54	26	20°
MR309	45	88.9	57	30	10.5	44	13	59	26	20°
MR312-1	60	108	69	31	20	55	14	71	34	20°
MR312-2	60	123	72.3	37	14	56	16.3	80	40	20°
MR312-3	60	149	78.5	43	10.5	58.5	20	103	50	15°



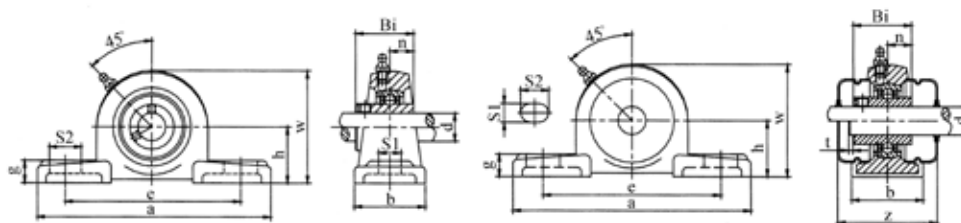


UCP2



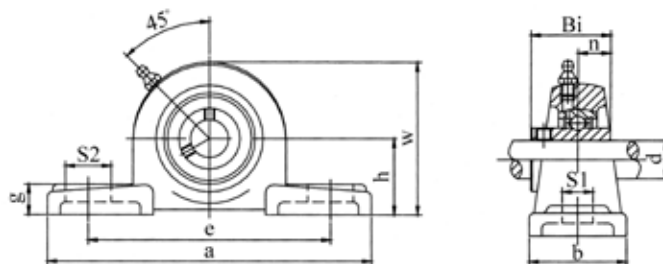
Unit No.	Shaft Dia d		Dimensions(mm)												Bolt Used		Bearing No.	Housing No.	Housing Weight (kg)
	(in)	(mm)	h	a	e	b	S2	S1	g	w	t	Z	Bi	n	(mm)	(in)			
UCP201-8	1/2		30.2	127	95	38	19	13	14	62	2	51	31	12.7	M10	3/8	UC201-8	P203	0.33
UCP202-9	9/16																UC202-9		
UCP202-10	5/8																UC202-10		
UCP203-11	11/16																UC203-11		
UCP201		12															UC201		
UCP202		15															UC202		
UCP203		17															UC203		
UCP204-12	3/4		33.3	127	95	38	19	13	14	65	2	51	31	12.7	M10	3/8	UC204-12	P204	0.46
UCP204		20															UC204		
UCP205-13	13/16		36.5	140	105	38	19	13	15	71	2	57	34.1	14.3	M10	3/8	UC205-13	P205	0.6
UCP205-14	7/8																UC205-14		
UCP205-15	15/16																UC205-15		
UCP205-16	1																UC205-16		
UCP205		25															UC205		
UCP206-17	1-1/16		42.9	165	121	48	21	17	17	83	2	62	38.1	15.9	M14	1/2	UC206-17	P206	0.97
UCP206-18	1-1/8																UC206-18		
UCP206-19	1-3/16																UC206-19		
UCP206-20	1-1/4																UC206-20		
UCP206		30															UC206		
UCP207-20	1-1/4		47.6	167	127	48	21	17	18	93	3	72	42.9	17.5	M14	1/2	UC207-20	P207	1
UCP207-21	1-5/16																UC207-21		
UCP207-22	1-3/8																UC207-22		
UCP207-23	1-7/16																UC207-23		
UCP207		35															UC207		
UCP208-24	1-1/2		49.2	184	137	54	21	17	18	98	3	82	49.2	19	M14	1/2	UC208-24	P208	1.3
UCP208-25	1-9/16																UC208-25		
UCP208		40															UC208		
UCP209-26	1-5/8		54	190	146	54	21	17	20	106	3	82	49.2	19	M14	1/2	UC209-26	P209	1.4
UCP209-27	1-11/16																UC209-27		
UCP209-28	1-3/4																UC209-28		
UCP209		45															UC209		
UCP210-29	1-13/16		57.2	206	159	60	25	20	21	114	3	87	51.6	19	M16	5/8	UC210-29	P210	1.83
UCP210-30	1-7/8																UC210-30		
UCP210-31	1-15/16																UC210-31		
UCP210-32	2																UC210-32		
UCP210		50															UC210		

UCP2

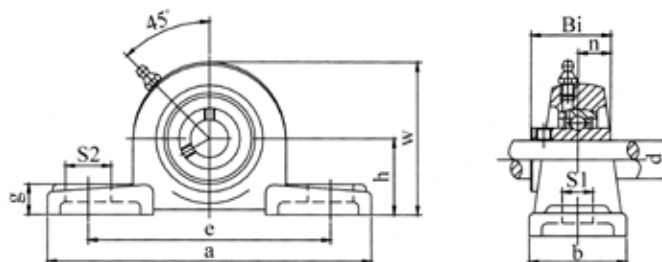


Unit No.	Shaft Dia d		Dimensions(mm)												Bolt Used		Bearing No.	Housing No.	Housing Weight (kg)
	(in)	(mm)	h	a	e	b	S2	S1	g	w	t	Z	Bi	n	(mm)	(in)			
UCP211-32	2																UC211-32	P211	2.4
UCP211-33	2-1/16																UC211-33		
UCP211-34	2-1/8		63.5	219	171	60	25	20	23	126	4	92	55.6	22.2	M16	5/8	UC211-34		
UCP211-35	2-3/16																UC211-35		
UCP211		55															UC211		
UCP212-36	2-1/4																UC212-36	P212	2.8
UCP212-37	2-5/16																UC212-37		
UCP212-38	2-3/8		69.8	241	184	70	25	20	25	138	4	102	65.1	25.4	M16	5/8	UC212-38		
UCP212-39	2-7/16																UC212-39		
UCP212		60															UC212		
UCP213-40	2-1/2																UC213-40	P213	3.5
UCP213-41	2-9/16		76.2	265	203	70	29	25	27	151	4	107	65.1	25.4	M20	3/4	UC213-41		
UCP213		65															UC213		
UCP214-42	2-5/8																UC214-42	P214	4.45
UCP214-43	2-11/16		79.4	266	210	72	31	25	27	157			74.6	30.2	M20	3/4	UC214-43		
UCP214-44	2-3/4																UC214-44		
UCP214		70															UC214		
UCP215-45	2-13/16																UC215-45	P215	4.9
UCP215-46	2-7/8																UC215-46		
UCP215-47	2-15/16		82.6	275	217	74	31	25	28	163			77.8	33.3	M20	3/4	UC215-47		
UCP215-48	3																UC215-48		
UCP215		75															UC215		
UCP216-50	3-1/8																UC216-50	P216	5.8
UCP216		80	88.9	292	232	78	31	25	30	175			82.6	33.3	M20	3/4	UC216		
UCP217-52	3-1/4																UC217-52	P217	6.9
UCP217		85	95.2	310	247	83	31	25	32	187			85.7	34.1	M20	3/4	UC217		
UCP218-56	3-1/2																UC218-56	P218	8.1
UCP218		90	101.6	327	262	88	33	27	33	200			96	39.7	M22	7/8	UC218		

UCP3

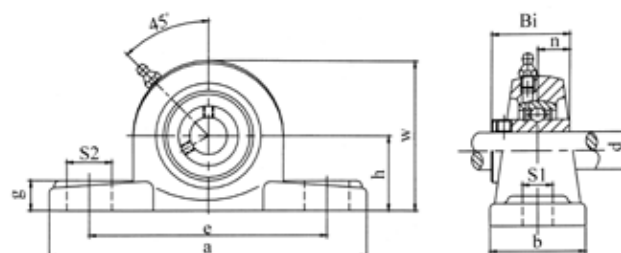


Unit No.	Shaft Dia d		Dimensions(mm)										Bolt Used		Bearing No.	Housing No.	Housing Weight (kg)
	(in)	(mm)	h	a	e	b	s2	s1	g	w	Bi	n	(mm)	(in)			
UCP305-14	7/8		45	175	132	45	20	17	15	85	38	15	M14	1/2	UC305-14	P305	0.9
UCP305-15	15/16														UC305-15		
UCP305-16	1														UC305-16		
UCP305		25													UC305		
UCP306-18	1-1/8		50	180	140	50	20	17	18	95	43	17	M14	1/2	UC306-18	P306	1.1
UCP306-19	1-3/16														UC306-19		
UCP306		30													UC306		
UCP307-20	1-1/4		56	210	160	56	25	17	20	106	48	19	M14	1/2	UC307-20	P307	1.95
UCP307-21	1-5/16														UC307-21		
UCP307-22	1-3/8														UC307-22		
UCP307-23	1-7/16														UC307-23		
UCP307		35													UC307		
UCP308-24	1-1/2		60	220	170	60	27	17	22	116	52	19	M14	1/2	UC308-24	P308	2.2
UCP308-25	1-9/16														UC308-25		
UCP308		40													UC308		
UCP309-26	1-5/8		67	245	190	67	30	20	24	129	57	22	M16	5/8	UC309-26	P309	3.3
UCP309-27	1-11/16														UC309-27		
UCP309-28	1-3/4														UC309-28		
UCP309		45													UC309		
UCP310-30	1-7/8		75	275	212	75	35	20	27	143	61	22	M16	5/8	UC310-30	P310	4.8
UCP310-31	1-15/16														UC310-31		
UCP310		50													UC310		
UCP311-32	2		80	310	236	80	38	20	30	154	66	25	M16	5/8	UC311-32	P311	5.3
UCP311-34	2-1/8														UC311-34		
UCP311-35	2-3/16														UC311-35		
UCP311		55													UC311		

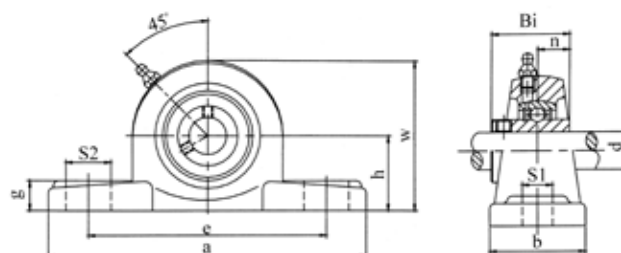
UCP3


Unit No.	Shaft Dia d		Dimensions(mm)										Bolt Used		Bearing No.	Housing No.	Housing Weight (kg)
	(in)	(mm)	h	a	e	b	s2	s1	g	w	Bi	n	(mm)	(in)			
UCP312-36	2-1/4		85	330	250	85	38	25	32	165	71	26	M20	3/4	UC312-36	P312	6.3
UCP312-38	2-3/8														UC312-38		
UCP312-39	2-7/16														UC312-39		
UCP312		60													UC312		
UCP313-40	2-1/2		90	340	260	90	38	25	33	176	75	30	M20	3/4	UC313-40	P313	8
UCP313		65													UC313		
UCP314-44	2-3/4		95	360	280	90	40	27	35	187	78	33	M22	7/8	UC314-44	P314	8.3
UCP314		70													UC314		
UCP315-48	3		100	380	290	100	40	27	35	198	82	32	M22	7/8	UC315-48	P315	9.5
UCP315		75													UC315		
UCP316-50	3-1/8		106	400	300	110	40	27	40	210	86	34	M22	7/8	UC316-50	P316	12.5
UCP316		80													UC315		
UCP317-52	3-1/4		112	420	320	110	45	33	40	220	96	40	M27	1	UC317-52	P317	14.5
UCP317		85													UC317		
UCP318-56	3-1/2		118	430	330	110	45	33	45	235	96	40	M27	1	UC318-56	P318	20.4
UCP318		90													UC318		
UCP319-60	3-3/4		125	470	360	120	50	36	45	250	103	41	M30	1-1/8	UC319-60	P319	22.3
UCP319		95													UC319		
UCP320-64	4		140	490	380	120	50	36	50	275	108	42	M30	1-1/8	UC320-64	P320	25
UCP320		100													UC320		
UCP321		105	140	490	380	120	50	36	50	280	112	44	M30	1-1/8	UC321	P321	24
UCP322		110	150	520	400	140	55	40	55	300	117	46	M33	1-1/4	UC322	P322	27.5
UCP324		120	160	570	450	140	55	40	65	320	126	51	M33	1-1/4	UC324	P324	32.3
UCP326		130	180	600	480	140	55	40	75	355	135	54	M33	1-1/4	UC326	P326	41
UCP328		140	200	620	500	140	55	40	75	390	145	59	M33	1-1/4	UC328	P328	50

UCLP2

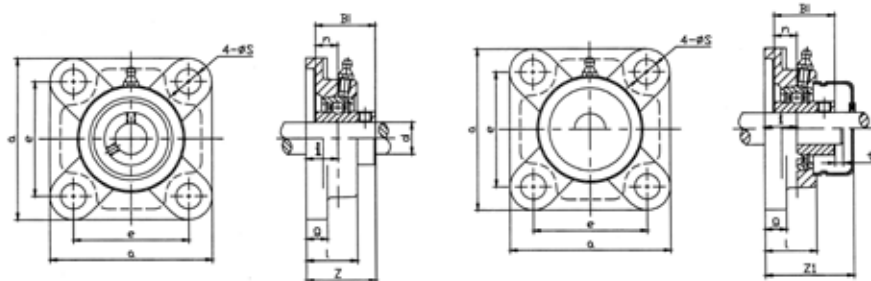


Unit No.	Shaft Dia d		Dimensions(mm)										Bolt Used		Bearing No.	Housing No.	Housing Weight (kg)
	(in)	(mm)	h	a	e	b	s1	s2	g	w	Bi	n	(mm)	(in)			
UCLP201-8	1/2		27	121	89	29	12	16	13	56	26	10	M10	3/8	UC201-8	LP203	0.38
UCLP202-9	9/16														UC202-9		
UCLP202-10	5/8														UC202-10		
UCLP203-11	11/16														UC203-11		
UCLP201		12													UC201		
UCLP202		15													UC202		
UCLP203		17													UC203		
UCLP204-12	3/4		31.8	133	98	32	12	19	13	65	31	12.7	M10	3/8	UC204-12	LP204	0.5
UCLP204		20													UC204		
UCLP205-13	13/16		33.3	140	105	38	12	19	16	68	34	14.3	M10	3/8	UC205-13	LP205	0.65
UCLP205-14	7/8														UC205-14		
UCLP205-15	15/16														UC205-15		
UCLP205-16	1														UC205-16		
UCLP205		25													UC205		
UCLP206-17	1-1/16		39.7	165	124	41	15	22	17	81	38.1	15.9	M12	7/16	UC206-17	LP206	0.85
UCLP206-18	1-1/8														UC206-18		
UCLP206-19	1-3/16														UC206-19		
UCLP206-20	1-1/4														UC206-20		
UCLP206		30													UC206		
UCLP207-20	1-1/4		46	178	137	48	15	22	19	94	42.9	17.5	M12	7/16	UC207-20	LP207	1.25
UCLP207-21	1-5/16														UC207-21		
UCLP207-22	1-3/8														UC207-22		
UCLP207-23	1-7/16														UC207-23		
UCLP207		35													UC207		
UCLP208-24	1-1/2		49.2	184	143	51	15	22	21	100	49.2	19	M12	7/16	UC208-24	LP208	1.45
UCLP208-25	1-9/16														UC208-25		
UCLP208		40													UC208		

UCLP2


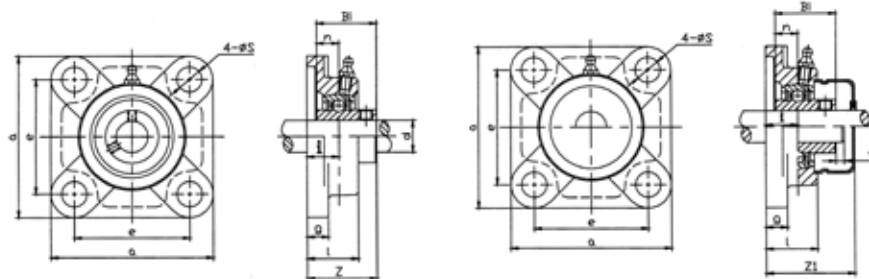
Unit No.	Shaft Dia d		Dimensions(mm)										Bolt Used		Bearing No.	Housing No.	Housing Weight (kg)
	(in)	(mm)	h	a	e	b	s1	s2	g	w	Bi	n	(mm)	(in)			
UCLP209-26	1-5/8		52.4	197	152	54	15	25	21	106	49.2	19	M12	7/16	UC209-26	LP209	1.8
UCLP209-27	1-11/16														UC209-27		
UCLP209-28	1-3/4														UC209-28		
UCLP209		45													UC209		
UCLP210-29	1-13/16		55.6	213	165	57	15	25	22	113	51.6	19	M12	7/16	UC210-29	LP210	1.95
UCLP210-30	1-7/8														UC210-30		
UCLP210-31	1-15/16														UC210-31		
UCLP210-32	2														UC210-32		
UCLP210		50													UC210		
UCLP211-32	2		61.9	235	181	64	19	29	25	125	55.6	22.2	M16	5/8	UC211-32	LP211	2.85
UCLP211-33	2-1/16														UC211-33		
UCLP211-34	2-1/8														UC211-34		
UCLP211-35	2-3/16														UC211-35		
UCLP211		55													UC211		
UCLP212-36	2-1/4		68.3	248	194	70	19	29	29	138	65.1	25.4	M16	5/8	UC212-36	LP212	3.5
UCLP212-37	2-5/16														UC212-37		
UCLP212-38	2-3/8														UC212-38		
UCLP212-39	2-7/16														UC212-39		
UCLP212		60													UC212		
UCLP213-40	2-1/2		68.3	248	194	70	19	29	29	138	65.1	25.4	M16	5/8	UC213-40	LP213	3.6
UCLP213-41	2-9/16														UC213-41		
UCLP213		65													UC213		

UCF2

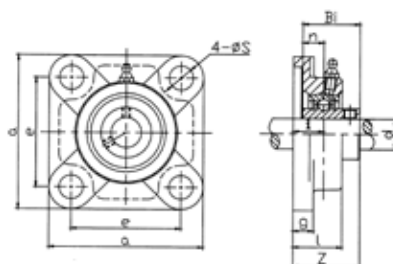


Unit No.	Shaft Dia d		Dimensions(mm)											Bolt Used		Bearing No.	Housing No.	Housing Weight (kg)
	(in)	(mm)	a	e	i	g	l	s	t	z1	z	Bi	n	(mm)	(in)			
UCF201-8	1/2		76	54	15	11	25.5	11.5			31	26	10	M10	3/8	UC201-8	F203	0.5
UCF202-9	9/16															UC202-9		
UCF202-10	5/8															UC202-10		
UCF203-11	11/16															UC203-11		
UCF201		12	86	64	15	12	25.5	12	2	40.5	33.3	31	12.7	M10	3/8	UC201	F204	0.6
UCF202		15														UC202		
UCF203		17														UC203		
UCF204		20														UC204		
UCF205-13	13/16		95	70	16	14	27	12	2	44.5	35.8	34.1	14.3	M10	3/8	UC205-13	F205	0.86
UCF205-14	7/8															UC205-14		
UCF205-15	15/16															UC205-15		
UCF205-16	1															UC205-16		
UCF205		25	108	83	18	14	31	12	2	49	40.2	38.1	15.9	M10	3/8	UC205	F206	1.1
UCF206-17	1-1/16															UC206-17		
UCF206-18	1-1/8															UC206-18		
UCF206-19	1-3/16															UC206-19		
UCF206-20	1-1/4															UC206-20		
UCF206		30	117	92	19	16	34	14	3	55	44.4	42.9	17.5	M12	7/16	UC206	F207	1.6
UCF207-20	1-1/4															UC207-20		
UCF207-21	1-5/16															UC207-21		
UCF207-22	1-3/8															UC207-22		
UCF207-23	1-7/16															UC207-23		
UCF207		35	130	102	21	16	36	16	3	62	51.2	49.2	19	M14	1/2	UC207	F208	1.9
UCF208-24	1-1/2															UC208-24		
UCF208-25	1-9/16															UC208-25		
UCF208		40														UC208		
UCF209-26	1-5/8		137	105	22	18	38	16	3	63	52.2	49.2	19	M14	1/2	UC209-26	F209	2.4
UCF209-27	1-11/16															UC209-27		
UCF209-28	1-3/4															UC209-28		
UCF209		45														UC209		

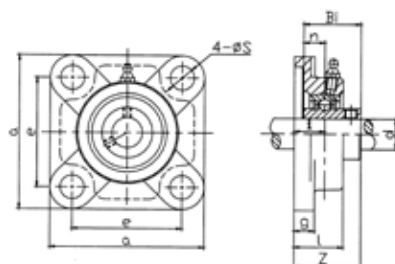
UCF2



Unit No.	Shaft Dia d		Dimensions(mm)											Bolt Used		Bearing No.	Housing No.	Housing Weight (kg)
	(in)	(mm)	a	e	i	g	l	s	t	z1	z	Bi	n	(mm)	(in)			
UCF210-29	1-13/16		143	111	22	18	40	16	3	66.5	54.6	51.6	19	M14	1/2	UC210-29	F210	2.6
UCF210-30	1-7/8															UC210-30		
UCF210-31	1-15/16															UC210-31		
UCF210-32	2															UC210-32		
UCF210		50														UC210		
UCF211-32	2		162	130	25	20	43	19	4	71	58.4	55.6	22.2	M16	5/8	UC211-32	F211	3.5
UCF211-33	2-1/16															UC211-33		
UCF211-34	2-1/8															UC211-34		
UCF211-35	2-3/16															UC211-35		
UCF211		55														UC211		
UCF212-36	2-1/4		175	143	29	20	48	19	4	80	68.7	65.1	25.4	M16	5/8	UC212-36	F212	4.2
UCF212-37	2-5/16															UC212-37		
UCF212-38	2-3/8															UC212-38		
UCF212-39	2-7/16															UC212-39		
UCF212		60														UC212		
UCF213-40	2-1/2		187	149	30	20	50	19	4	83.5	69.7	65.1	25.4	M16	5/8	UC213-40	F213	5.3
UCF213-41	2-9/16															UC213-41		
UCF213		65														UC213		
UCF214-42	2-5/8		193	152	31	24	54	19			75.4	74.6	30.2	M16	5/8	UC214-42	F214	5.5
UCF214-43	2-11/16															UC214-43		
UCF214-44	2-3/4															UC214-44		
UCF214		70														UC214		
UCF215-45	2-13/16		200	159	34	24	56	19			78.5	77.8	33.3	M16	5/8	UC215-45	F215	6.2
UCF215-46	2-7/8															UC215-46		
UCF215-47	2-15/16															UC215-47		
UCF215-48	3															UC215-48		
UCF215		75														UC215		
UCF216-50	3-1/8		208	165	34	24	58	23			83.3	82.6	33.3	M20	3/4	UC216-50	F216	7.7
UCF216		80														UC216		
UCF217-52	3-1/4		220	175	36	26	63	23			87.6	85.7	34.1	M20	3/4	UC217-52	F217	9
UCF217		85														UC217		
UCF218-56	3-1/2		235	187	40	26	68	23			96.3	96	39.7	M20	3/4	UC218-56	F218	11.3
UCF218		90														UC218		

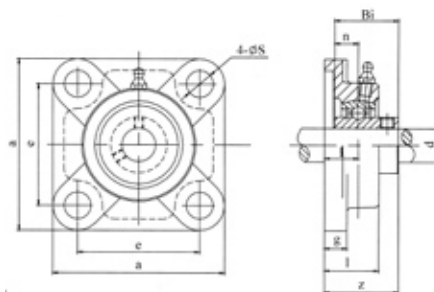
UCF3


Unit No.	Shaft Dia d		Dimensions(mm)									Bolt Used		Bearing No.	Housing No.	Housing Weight (kg)
	(in)	(mm)	a	e	i	g	l	s	z	Bi	n	(mm)	(in)			
UCF305-14	7/8		110	80	16	13	29	16	39	38	15	M14	1/2	UC305-14	F305	0.9
UCF305-15	15/16													UC305-15		
UCF305-16	1													UC305-16		
UCF305		25												UC305		
UCF306-18	1-1/8		125	95	18	15	32	16	44	43	17	M14	1/2	UC306-18	F306	1.28
UCF306-19	1-3/16													UC306-19		
UCF306		30												UC306		
UCF307-20	1-1/4		135	100	20	16	36	19	49	48	19	M16	5/8	UC307-20	F307	1.57
UCF307-21	1-5/16													UC307-21		
UCF307-22	1-3/8													UC307-22		
UCF307-23	1-7/16													UC307-23		
UCF307		35												UC307		
UCF308-24	1-1/2		150	112	23	17	40	19	56	52	19	M16	5/8	UC308-24	F308	2
UCF308-25	1-9/16													UC308-25		
UCF308		40												UC308		
UCF309-26	1-5/8		160	125	25	18	44	19	60	57	22	M16	5/8	UC309-26	F309	2.6
UCF309-27	1-11/16													UC309-27		
UCF309-28	1-3/4													UC309-28		
UCF309		45												UC309		
UCF310-30	1-7/8		175	132	28	19	48	23	67	61	22	M20	3/4	UC310-30	F310	2.68
UCF310-31	1-15/16													UC310-31		
UCF310		50												UC310		
UCF311-32	2		185	140	30	20	52	23	71	66	25	M20	3/4	UC311-32	F311	3.3
UCF311-34	2-1/8													UC311-34		
UCF311-35	2-3/16													UC311-35		
UCF311		55												UC311		

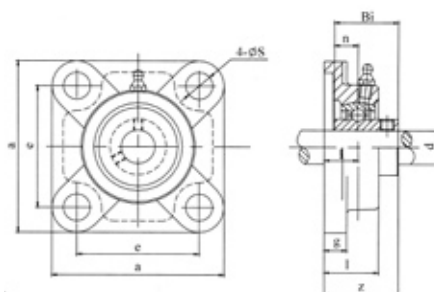
UCF3


Unit No.	Shaft Dia d		Dimensions(mm)									Bolt Used		Bearing No.	Housing No.	Housing Weight (kg)
	(in)	(mm)	a	e	i	g	l	s	z	Bi	n	(mm)	(in)			
UCF312-36	2-1/4		195	150	33	22	56	23	78	71	26	M20	3/4	UC312-36	F312	4.1
UCF312-38	2-3/8													UC312-38		
UCF312-39	2-7/16													UC312-39		
UCF312		60												UC312		
UCF313-40	2-1/2		208	166	33	22	58	23	78	75	30	M20	3/4	UC313-40	F313	4.9
UCF313		65												UC313		
UCF314-44	2-3/4		226	178	36	25	61	25	81	78	33	M22	7/8	UC314-44	F314	5.6
UCF314		70												UC314		
UCF315-48	3		236	184	39	25	66	25	89	82	32	M22	7/8	UC315-48	F315	7
UCF315		75												UC315		
UCF316-50	3-1/8		250	196	38	27	68	31	90	86	34	M27	1	UC316-50	F316	9
UCF316		80												UC316		
UCF317-52	3-1/4		260	204	44	27	74	31	100	96	40	M27	1	UC317-52	F317	10.5
UCF317		85												UC317		
UCF318-56	3-1/2		280	216	44	30	76	35	100	96	40	M30	1-1/8	UC318-56	F318	12.8
UCF318		90												UC318		
UCF319-60	3-3/4		290	228	59	30	94	35	121	103	41	M30	1-1/8	UC319-60	F319	13.8
UCF319		95												UC319		
UCF320-64	4		310	242	59	32	94	38	125	108	42	M33	1-1/4	UC320-64	F320	15.2
UCF320		100												UC320		
UCF321		105	310	242	59	32	94	38	127	112	44	M33	1-1/4	UC321	F321	15
UCF322		110	340	266	60	35	96	41	131	117	46	M36	1-3/8	UC322	F322	21.8
UCF324		120	370	290	65	40	110	41	140	126	51	M36	1-3/8	UC324	F324	25.2
UCF326		130	410	320	65	45	115	41	146	135	54	M36	1-3/8	UC326	F326	37
UCF328		140	450	350	75	55	125	41	161	145	59	M36	1-3/8	UC328	F328	57.8

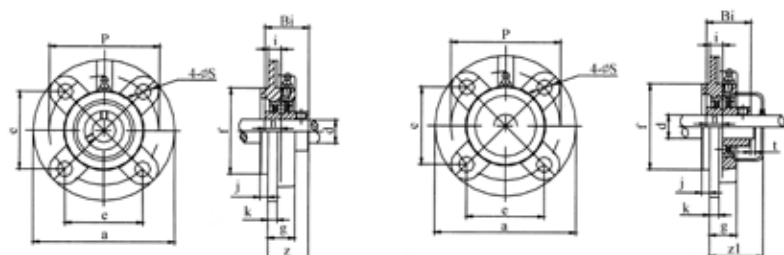
UCFX



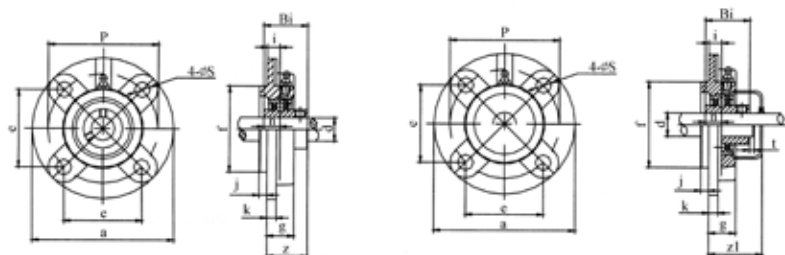
Unit No.	Shaft Dia d		Dimensions(mm)										Bolt Used		Bearing No.	Housing No.	Housing Weight (kg)
	(in)	(mm)	a	e	i	g	l	s	z	Bi	n	(mm)	(in)				
UCFX05-16	1		108	83	18	13	30	12	40.2	38.1	15.9	M10	3/8	UCX05-16	FX05	1.02	
UCFX05		25												UCX05			
UCFX06-19	1-3/16		117	92	19	14.3	34	16	44.4	49.2	17.5	M14	1/2	UCX06-19	FX06	1.46	
UCFX06-20	1-1/4													UCX06-20			
UCFX06		30												UCX06			
UCFX07-22	1-3/8		130	102	21	14.3	38	16	51.2	49.2	19	M14	1/2	UCX07-22	FX07	1.94	
UCFX07-23	1-7/16													UCXX07-23			
UCFX07		35												UCX07			
UCFX08-24	1-1/2		137	105	22	14.3	40	19	52.2	49.2	19	M16	5/8	UCX08-24	FX08	2.2	
UCFX08		40												UCX08			
UCFX09-26	1-5/8		143	111	23	14.3	40	19	55.6	51.6	19	M16	5/8	UCX09-26	FX09	2.42	
UCFX09-27	1-11/16													UCX09-27			
UCFX09-28	1-3/4													UCX 09-28			
UCFX09		45												UCX09			
UCFX10-31	1-15/16		162	130	26	20	44	19	59.4	55.6	22.2	M16	5/8	UCX10-31	FX10	3.41	
UCFX10-32	2													UCX 10-32			
UCFX10		50												UCX10			
UCFX11-35	2-3/16		175	143	29	20	49	19	68.7	65.1	25.4	M16	5/8	UCX11-35	FX11	4.52	
UCFX11-36	2-1/4													UCX 11-36			
UCFX11		55												UCX11			

UCFX


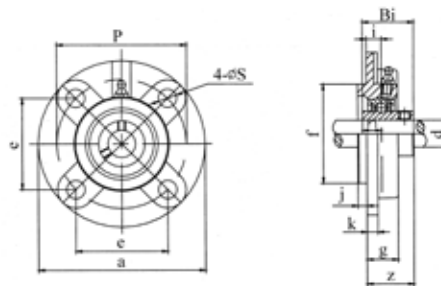
Unit No.	Shaft Dia d		Dimensions(mm)										Bolt Used		Bearing No.	Housing No.	Housing Weight (kg)
	(in)	(mm)	a	e	i	g	l	s	z	Bi	n	(mm)	(in)				
UCFX12-38	2-3/8		187	149	34	21	59	19	73.7	65.1	25.4	M16	5/8	UCX12-38	FX12	5.32	
UCFX12-39	2-7/16													UCX 12-39			
UCFX12		60												UCX12			
UCFX13-40	2-1/2		187	149	34	21	59	19	78.4	74.6	30.2	M16	5/8	UCX13-40	FX13	5.53	
UCFX13		65												UCX13			
UCFX14-44	2-3/4		197	152	37	24	60	23	81.5	77.8	33.3	M20	3/4	UCX14-44	FX14	6.77	
UCFX14		70												UCX14			
UCFX15-47	2-15/16		197	152	40	24	68	23	89.3	826	33.3	M20	3/4	UCX15-47	FX15	7.82	
UCFX15-48	3													UCX15-48			
UCFX15		75												UCX15			
UCFX16-50	3-1/8		214	171	40	24	70	23	91.6	85.7	34.1	M20	3/4	UCX16-50	FX16	8.91	
UCFX16		80												UCX16			
UCFX17-55	3-7/16		214	171	40	24	70	23	96.3	96	39.7	M20	3/4	UCX17-55	FX17	10.23	
UCFX17		85												UCX17			
UCFX18-56	3-1/2		214	171	45	24	76	23	106.1	104	42.9	M20	3/4	UCX18-56	FX18	11.69	
UCFX18		90												UCX18			
UCFX20-63	3-15/16		268	211	59	31	97	31	127.3	117.5	49.2	M27	1-1/8	UCX20-63	FX20	19.44	
UCFX20-64	4													UCX20-64			
UCFX20		100												UCX20			

UCFC


Unit No.	Shaft Dia d		Dimensions(mm)														Bolt Used		Bearing No.	Housing No.	Housing Weight (kg)
	(in)	(mm)	a	p	e	i	s	j	k	g	f	t	z1	z	Bi	n	mm	in			
UCFC201-8	1/2		100	78	55.1	10	12	5	7	20.5	62	2	35.5	28.3	31	12.7	M10	3/8	UC201-8	FC204	0.55
UCFC202-9	9/16																		UC202-9		
UCFC202-10	5/8																		UC202-10		
UCFC203-11	11/16																		UC203-11		
UCFC 204-12	3/4																		UC204-12		
UCFC201		12																	UC201		
UCFC202		15																	UC202		
UCFC203		17																	UC203		
UCFC204		20																	UC 204		
UCFC205-13	13/16		115	90	63.6	10	12	6	7	21	70	2	38.5	29.7	34.1	14.3	M10	3/8	UC205-13	FC205	0.8
UCFC205-14	7/8																		UC205-14		
UCFC205-15	15/16																		UC205-15		
UCFC205-16	1																		UC205-16		
UCFC205		25																	UC205		
UCFC206-17	1-1/16		125	100	70.7	10	12	8	8	23	80	2	41	32.2	38.1	15.9	M10	3/8	UC206-17	FC206	1
UCFC206-18	1-1/8																		UC206-18		
UCFC206-19	1-3/16																		UC206-19		
UCFC206-20	1-1/4																		UC206-20		
UCFC206		30																	UC206		
UCFC207-20	1-1/4		135	110	77.8	11	14	8	9	26	90	3	47	36.4	42.9	17.5	M12	7/16	UC207-20	FC207	1.2
UCFC207-21	1-5/16																		UC207-21		
UCFC207-22	1-3/8																		UC207-22		
UCFC207-23	1-7/16																		UC207-23		
UCFC207		35																	UC207		
UCFC208-24	1-1/2		145	120	84.8	11	14	10	9	26	100	3	52	41.2	49.2	19	M12	7/16	UC208-24	FC208	1.45
UCFC208-25	1-9/16																		UC208-25		
UCFC208		40																	UC208		
UCFC209-26	1-5/8		160	132	93.3	10	16	12	14	26	105	3	51	40.2	49.2	19	M14	1/2	UC209-26	FC209	2.1
UCFC209-27	1-11/16																		UC209-27		
UCFC209-28	1-3/4																		UC209-28		
UCFC209		45																	UC209		
UCFC210-29	1-13/16		165	138	97.6	10	16	12	14	28	110	4	53.5	42.6	51.6	19	M14	1/2	UC210-29	FC210	2.1
UCFC 210-30	1-7/8																		UC210-30		
UCFC210-31	1-15/16																		UC210-31		
UCFC210-32	2																		UC210-32		
UCFC210		50																	UC210		

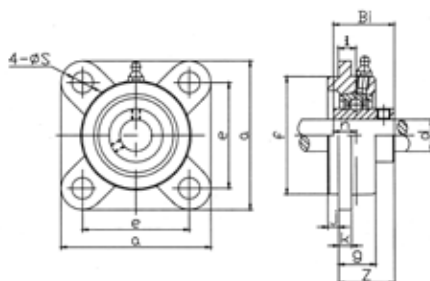
UCFC


Unit No.	Shaft Dia d		Dimensions(mm)															Bolt Used		Bearing No.	Housing No.	Housing Weight (kg)
	(in)	(mm)	a	p	e	i	s	j	k	g	f	t	z1	z	Bi	n	mm	in				
UCFC211-32	2		185	150	106.1	13	19	12	15	31	125	4	59	46.4	55.6	22.2	M16	5/8	UC211-32	FC211	3.1	
UCFC211-33	2-1/16																		UC211-33			
UCFC211-34	2-1/8																		UC211-34			
UCFC211-35	2-3/16																		UC211-35			
UCFC211		55																	UC211			
UCFC212-36	2-1/4		195	160	113.1	17	19	12	15	36	135	4	68	56.7	65.1	25.4	M16	5/8	UC212-36	FC212	3.2	
UCFC 212-37	2-5/16																		UC212-37			
UCFC212-38	2-3/8																		UC212-38			
UCFC212-39	2-7/16																		UC212-39			
UCFC212		60																	UC212			
UCFC213-40	2-1/2		205	170	120.2	16	19	14	15	36	145	4	69.5	55.7	65.1	25.4	M16	5/8	UC213-40	FC213	3.75	
UCFC213-41	2-9/16																		UC213-41			
UCFC213		65																	UC213			
UCFC214-42	2-5/8		215	177	125.1	17	19	14	18	40	150			61.4	74.6	30.2	M16	5/8	UC214-42	FC214	4.75	
UCFC214-43	2-11/16																		UC214-43			
UCFC214-44	2-3/4																		UC214-44			
UCFC214		70																	UC214			
UCFC215-45	2-13/16		220	184	130.1	18	19	16	18	40	160			62.5	77.8	33.3	M16	5/8	UC215-45	FC215	5	
UCFC215-46	2-7/8																		UC215-46			
UCFC215-47	2-15/16																		UC215-47			
UCFC215-48	3																		UC215-48			
UCFC215		75																	UC215			
UCFC216-50	3-1/8		240	200	141.4	18	23	16	18	42	170			67.3	82.6	33.3	M20	3/4	UC216-50	FC216	6.1	
UCFC216		80																	UC216			
UCFC217-52	3-1/4		250	208	147.1	18	23	18	20	45	180			69.6	85.7	34.1	M20	3/4	UC217-52	FC217	7.1	
UCFC217		85																	UC217			
UCFC218-56	3-1/2		265	220	155.5	22	23	18	20	50	190			78.3	96	39.7	M20	3/4	UC218-56	FC218	8	
UCFC218		90																	UC218			

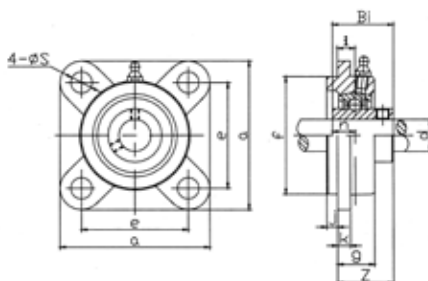
UCFCX


Unit No.	Shaft Dia d		Dimensions(mm)												Bolt Used		Bearing No.	Housing No.	Housing Weight (kg)
	(in)	(mm)	a	p	e	i	s	j	k	g	f	z	Bi	n	(mm)	(in)			
UCFCX05-16	1		111	92	65	10	9.5	6	9.5	24	76	32.2	38.1	15.9	M8	5/16	UCX05-16	FCX05	1.1
UCFCX05		25															UCX05		
UCFCX06-19	1-3/16		127	105	74.2	8	12	9.5	9.5	22.5	85	33.4	42.9	17.5	M10	3/8	UCX06-19	FCX06	1.4
UCFCX06-20	1-1/4																UCX06-20		
UCFCX06		30															UCX06		
UCFCX07-22	1-3/8		133	111	78.5	9	12	11	11	26	92	39.2	49.2	19	M10	3/8	UCX07-22	FCX07	1.8
UCFCX07-23	1-7/16																UCX07-23		
UCFCX07		35															UCX07		
UCFCX08-24	1-1/2		133	111	78.5	9	12	11	11	26	92	39.2	49.2	19	M10	3/8	UCX08-24	FCX08	1.8
UCFCX08		40															UCX08		
UCFCX09-26	1-5/8		155	130	91.9	8	14	12	11	25	108	40.6	51.6	19	M12	7/16	UCX09-26	FCX09	2.5
UCFCX09-27	1-11/16																UCX09-27		
UCFCX09-28	1-3/4																UCX09-28		
UCFCX09		45															UCX09		
UCFCX10-31	1-15/16		162	136	96.2	7	14	16	11	25	118	40.4	55.6	22.2	M12	7/16	UCX10-31	FCX10	3
UCFCX10-32	2																UCX10-32		
UCFCX10		50															UCX10		
UCFCX11-35	2-3/16		180	152	108	4	16	22	13	26	127	43.7	65.1	25.4	M14	1/2	UCX11-35	FCX11	4.1
UCFCX11-36	2-1/4																UCX11-36		
UCFCX11		55															UCX11		
UCFCX12-38	2-3/8		194	165	117	11	16	20	14	33	140	50.7	75.1	25.4	M14	1/2	UCX12-38	FCX12	4.7
UCFCX12-39	2-7/16																UCX12-39		
UCFCX12		60															UCX12		
UCFCX13-40	2-1/2		194	165	117	11	16	20	14	33	140	55.4	74.6	30.2	M14	1/2	UCX13-40	FCX13	5
UCFCX13		65															UCX13		
UCFCX14-44	2-3/4		222	190	134	14	19	20	14	36	164	58.5	77.8	33.3	M16	5/8	UCX14-44	FCX14	7.4
UCFCX14		70															UCX14		
UCFCX15-47	2-15/16		222	190	134	12	19	22	16	35	164	61.3	82.6	33.3	M16	5/8	UCX15-47	FCX15	7.5
UCFCX15-48	3																UCX15-48		
UCFCX15		75															UCX15		
UCFCX16-50	3-1/4		260	219	155	10	23	25	19	36	186	61.6	85.7	34.1	M20	3/4	UCX16-50	FCX16	11.7
UCFCX16		80															UCX16		
UCFCX17-55	3-7/16		260	219	155	10	23	25	19	36	186	66.3	96	39.7	M20	3/4	UCX17-55	FCX17	11.3
UCFCX17		85															UCX17		
UCFCX18		90	260	219	155	12	23	28	19	43	186	73.1	104	42.9	M20	3/4	UCX18	FCX18	11.4
UCFCX20		100	276	238	168	22	23	28	22	66	206	90.3	118	49.2	M20	3/4	UCX20	FCX20	16.1



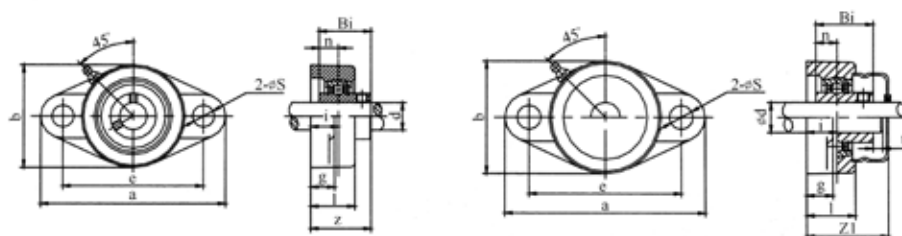
UCFS3


Unit No.	Shaft Dia d		Dimensions(mm)											Bolt Used		Bearing No.	Housing No.	Housing Weight (kg)
	(in)	(mm)	a	e	i	s	j	k	g	f	z	Bi	n	(mm)	(in)			
UCFS305-14	7/8		110	80	9	16	7	13	22	80	32	38	15	M14	1/2	UC305-14	FS305	0.82
UCFS305-15	15/16															UC305-15		
UCFS305-16	1															UC305-16		
UCFS305		25														UC305		
UCFS306-18	1-1/8		125	95	10	16	8	15	24	90	36	43	17	M14	1/2	UC306-18	FS306	1.15
UCFS306-19	1-3/16															UC306-19		
UCFS306		30														UC306		
UCFS307-20	1-1/4		135	100	11	19	9	16	27	100	40	48	19	M16	5/8	UC307-20	FS307	1.45
UCFS307-21	1-5/16															UC307-21		
UCFS307-22	1-3/8															UC307-22		
UCFS307-23	1-7/16															UC307-23		
UCFS307		35														UC307		
UCFS308-24	1-1/2		150	112	13	19	10	17	30	115	46	52	19	M16	5/8	UC308-24	FS308	2
UCFS308-25	1-9/16															UC308-25		
UCFS308		40														UC308		
UCFS309-26	1-5/8		160	125	14	19	11	18	33	125	49	57	22	M16	5/8	UC309-26	FS309	2.35
UCFS309-27	1-11/16															UC309-27		
UCFS309-28	1-3/4															UC309-28		
UCFS309		45														UC309		
UCFS310-30	1-7/8		175	132	16	23	12	19	36	140	55	61	22	M20	3/4	UC310-30	FS310	3.15
UCFS310-31	1-15/16															UC310-31		
UCFS310		50														UC310		
UCFS311-32	2		185	140	17	23	13	20	39	150	58	66	25	M20	3/4	UC311-32	FS311	3.6
UCFS311-34	2-1/8															UC311-33		
UCFS311-35	2-3/16															UC311-35		
UCFS311		55														UC311		

UCFS3


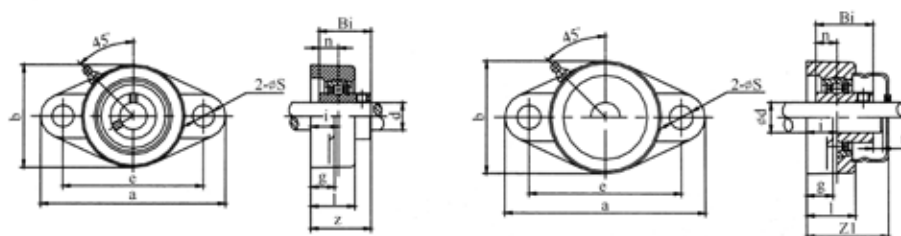
Unit No.	Shaft Dia d		Dimensions(mm)											Bolt Used		Bearing No.	Housing No.	Housing Weight (kg)
	(in)	(mm)	a	e	i	s	j	k	g	f	z	Bi	n	(mm)	(in)			
UCFS312-36	2-1/4		195	150	19	23	14	22	42	160	64	71	26	M20	3/4	UC312-36	FS312	4.2
UCFS312-38	2-3/8															UC312-38		
UCFS312-39	2-7/16															UC312-39		
UCFS312		60														UC312		
UCFS313-40	2-1/2		208	166	15	23	18	22	40	175	60	75	30	M20	3/4	UC313-40	FS313	5
UCFS313		65														UC313		
UCFS314-44	2-3/4		226	178	18	25	18	25	43	185	63	78	33	M22	7/8	UC314-44	FS314	6.3
UCFS314		70														UC314		
UCFS315-48	3		236	184	21	25	18	25	48	200	71	82	32	M22	7/8	UC315-48	FS315	7.4
UCFS315		75														UC315		
UCFS316-50	3-1/8		250	196	18	31	20	27	48	210	70	86	34	M27	1	UC316-50	FS316	8.5
UCFS316		80														UC316		
UCFS317-52	3-1/4		260	204	24	31	20	27	54	220	80	96	40	M27	1	UC317-52	FS317	9.2
UCFS317		85														UC317		
UCFS318-56	3-1/2		280	216	24	35	20	30	56	240	80	96	40	M30	1-1/8	UC318-56	FS318	12.5
UCFS318		90														UC318		
UCFS319-60	3-3/4		290	228	39	35	20	30	74	250	101	103	41	M30	1-1/8	UC319-60	FS319	14.5
UCFS319		95														UC319		
UCFS320-64	4		310	242	39	38	20	32	74	260	105	108	42	M33	1-1/4	UC320-64	FS320	17
UCFS320		100														UC320		
UCFS321		105	310	242	39	38	20	32	74	260	107	112	44	M33	1-1/4	UC321	FS321	14
UCFS322		110	340	266	35	41	25	35	71	300	106	117	46	M36		UC322	FS322	21.5
UCFS324		120	370	290	35	41	30	40	80	330	110	126	51	M36		UC324	FS324	30
UCFS326		130	410	320	35	41	30	45	85	360	116	135	54	M36		UC326	FS326	41.5
UCFS328		140	450	350	45	41	30	55	95	400	131	145	59	M36		UC328	FS328	61.5

UCFL2



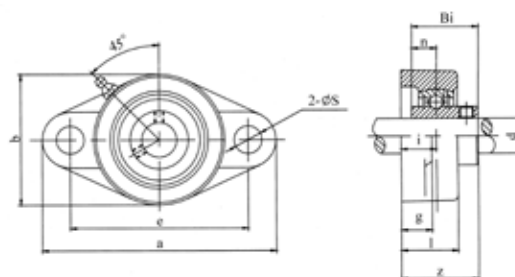
Bearing Unit No.	Shaft Dia d		Dimensions(mm)													Bolt Used		Bearing No.	Housing No.	Housing Weight (kg)
	(in)	(mm)	a	e	i	g	l	s	b	t	z1	z	Bi	n	(mm)	(in)				
UCFL201-8	1/2		99	76.5	15	13	25.5	11.5	57			31	26	10	M10	3/8	UCW201-8	FL203	0.25	
UCFL202-9	9/16																UCW202-9			
UCFL202-10	5/8																UCW202-10			
UCFL203-11	11/16																UCW203-11			
UCFL201		12															UCW201			
UCFL202		15															UCW202			
UCFL203		17															UCW203			
UCFL201-8	1/2		113	90	15	12	25.5	12	60	2	40.5	33.3	31	12.7	M10	3/8	UC201-8	FL204	0.28	
UCFL202-9	9/16																UC202-9			
UCFL202-10	5/8																UC202-10			
UCFL203-11	11/16																UC203-11			
UCFL204-12	3/4																UC204-12			
UCFL201		12															UC201			
UCFL202		15															UC202			
UCFL203		17															UC203			
UCFL204		20															UC204			
UCFL205-13	13/16		130	99	16	14	27	16	68	2	44.5	35.7	34.1	14.3	M14	1/2	UC205-13	FL205	0.4	
UCFL205-14	7/8																UC205-14			
UCFL205-15	15/16																UC205-15			
UCFL205-16	1																UC205-16			
UCFL205		25															UC205			
UCFL206-17	1-1/16		148	117	18	14	31	16	80	2	49	40.2	38.1	15.9	M14	1/2	UC206-17	FL206	0.54	
UCFL206-18	1-1/8																UC206-18			
UCFL206-19	1-3/16																UC206-19			
UCFL206-20	1-1/4																UC206-20			
UCFL206		30															UC206			
UCFL207-20	1-1/4		161	130	19	16	34	16	90	3	55	44.4	42.9	17.5	M14	1/2	UC207-20	FL207	0.65	
UCFL207-21	1-5/16																UC207-21			
UCFL207-22	1-3/8																UC207-22			
UCFL207-23	1-7/16																UC207-23			
UCFL207		35															UC207			
UCFL208-24	1-1/2		175	144	21	16	36	16	100	3	62	51.2	49.2	19	M14	1/2	UC208-24	FL208	0.8	
UCFL208-25	1-9/16																UC208-25			
UCFL208		40															UC208			
UCFL209-26	1-5/8		188	148	22	18	38	19	108	3	63	52.2	49.2	19	M16	5/8	UC209-26	FL209	1.15	
UCFL209-27	1-11/16																UC209-27			
UCFL209-28	1-3/4																UC209-28			
UCFL209		45															UC209			

UCFL2

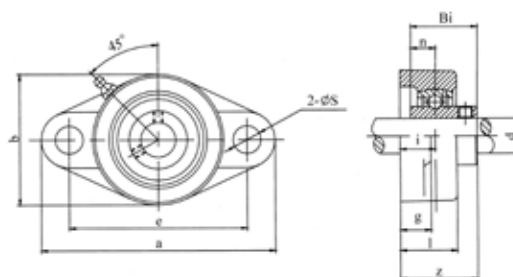


Bearing Unit No.	Shaft Dia d		Dimensions(mm)													Bolt Used		Bearing No.	Housing No.	Housing Weight (kg)
	(in)	(mm)	a	e	i	g	l	s	b	t	z1	z	Bi	n	(mm)	(in)				
UCFL210-29	1-13/16		197	157	22	18	40	19	115	3	66.5	54.6	51.6	19	M16	5/8	UC210-29	FL210	1.25	
UCFL210-30	1-7/8																UC210-30			
UCFL210-31	1-15/16																UC210-31			
UCFL210-32	2																UC210-32			
UCFL210		50															UC210			
UCFL211-32	2		224	184	25	20	43	19	130	4	71	58.4	55.6	22.2	M16	5/8	UC211-32	FL211	1.85	
UCFL211-33	2-1/16																UC211-33			
UCFL211-34	2-1/8																UC211-34			
UCFL211-35	2-3/16																UC211-35			
UCFL211		55															UC211			
UCFL212-36	2-1/4		250	202	29	20	48	23	140	4	80	68.7	65.1	25.4	M20	3/4	UC212-36	FL212	2.1	
UCFL212-37	2-5/16																UC212-37			
UCFL212-38	2-3/8																UC212-38			
UCFL212-39	2-7/16																UC212-39			
UCFL212		60															UC212			
UCFL213-40	2-1/2		258	210	30	24	50	23	155	4	83.5	69.7	65.1	25.4	M20	3/4	UC213-40	FL213	2.8	
UCFL213-41	2-9/16																UC213-41			
UCFL213		65															UC213			
UCFL214-42	2-5/8		265	216	31	24	54	23	160			75.4	74.6	30.2	M20	3/4	UC214-42	FL214	3.2	
UCFL214-43	2-11/16																UC214-43			
UCFL214-44	2-3/4																UC214-44			
UCFL214		70															UC214			
UCFL215-45	2-13/16		275	225	34	24	56	23	165			78.5	77.8	33.3	M20	3/4	UC215-45	FL215	2.8	
UCFL215-46	2-7/8																UC215-46			
UCFL215-47	2-15/16																UC215-47			
UCFL215-48	3																UC215-48			
UCFL215		75															UC215			
UCFL216-50	3-1/8		290	233	34	24	58	25	180			83.3	82.6	33.3	M22	7/8	UC216-50	FL216	3.53	
UCFL216		80															UC216			
UCFL217-52	3-1/4		305	248	36	26	63	25	190			87.6	85.7	34.1	M22	7/8	UC217-52	FL217	5.5	
UCFL217		85															UC217			
UCFL218-56	3-1/2		320	265	40	26	68	25	205			96.3	96	39.7	M22	7/8	UC218-56	FL218	6	
UCFL218		90															UC218			

UCFL3

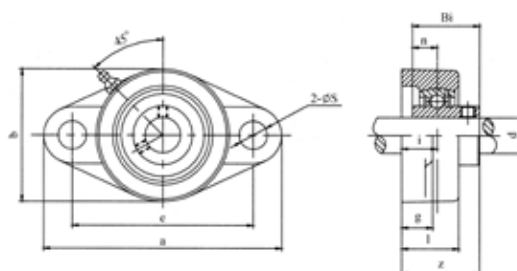


Unit No.	Shaft Dia d		Dimensions(mm)										Bolt Used		Bearing No.	Housing No.	Weight (kg)
	(in)	(mm)	a	e	i	g	l	s	b	z	Bi	n	(mm)	(in)			
UCFL305-14	7/8		150	113	16	13	29	19	80	39	38	15	M16	5/8	UC305-14	FL305	1.2
UCFL305-15	15/16														UC305-15		
UCFL305-16	1														UC305-16		
UCFL305		25													UC305		
UCFL306-18	1-1/8		180	134	18	15	32	23	90	44	43	17	M20	3/4	UC306-18	FL306	1.7
UCFL306-19	1-3/16														UC306-19		
UCFL306		30													UC306		
UCFL307-20	1-1/4		185	141	20	16	36	23	100	49	48	19	M20	3/4	UC307-20	FL307	2.2
UCFL307-21	1-5/16														UC307-21		
UCFL307-22	1-3/8														UC307-22		
UCFL307-23	1-7/16														UC307-23		
UCFL307		35													UC307		
UCFL308-24	1-1/2		200	158	23	17	40	23	112	56	52	19	M20	3/4	UC308-24	FL308	2.9
UCFL308-25	1-9/16														UC308-25		
UCFL308		40													UC308		
UCFL309-26	1-5/8		230	177	25	18	44	25	125	60	57	22	M22	7/8	UC309-26	FL309	3.6
UCFL309-27	1-11/16														UC309-27		
UCFL309-28	1-3/4														UC309-28		
UCFL309		45													UC309		
UCFL310-30	1-7/8		240	187	28	19	48	25	140	67	61	22	M22	7/8	UC310-30	FL310	4.7
UCFL310-31	1-15/16														UC310-31		
UCFL310		50													UC310		
UCFL311-32	2		250	198	30	20	52	25	150	71	66	25	M22	7/8	UC311-32	FL311	5.7
UCFL311-34	2-1/8														UC311-34		
UCFL311-35	2-3/16														UC311-35		
UCFL311		55													UC311		

UCFL3


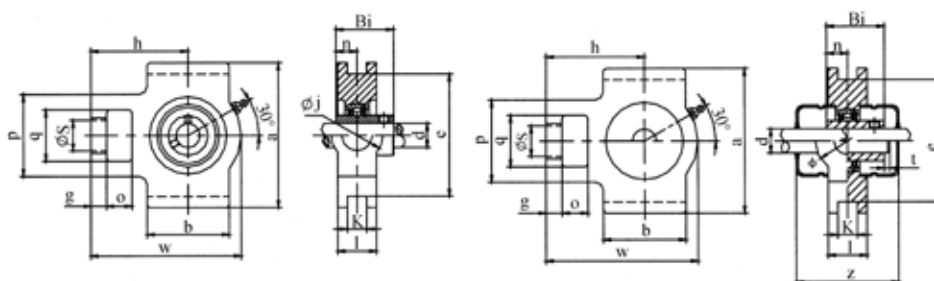
Unit No.	Shaft Dia d		Dimensions(mm)										Bolt Used		Bearing No.	Housing No.	Weight (kg)
	(in)	(mm)	a	e	i	g	l	s	b	z	Bi	n	(mm)	(in)			
UCFL312-36	2-1/4		270	212	33	22	56	31	160	78	71	26	M27	1	UC312-36	FL312	6.8
UCFL312-38	2-3/8														UC312-38		
UCFL312-39	2-7/16														UC312-39		
UCFL312		60													UC312		
UCFL313-40	2-1/2		295	240	33	25	58	31	175	78	75	30	M27	1	UC313-40	FL313	7.8
UCFL313		65													UC313		
UCFL314-44	2-3/4		315	250	36	28	61	35	185	81	78	33	M30	1-1/8	UC314-44	FL314	10
UCFL314		70													UC314		
UCFL315-48	3		320	260	39	30	66	35	195	89	82	32	M30	1-1/8	UC315-48	FL315	12
UCFL315		75													UC315		
UCFL316-50	3-1/8		355	285	38	32	68	38	210	90	86	34	M33	1-1/4	UC316-50	FL316	13.7
UCFL316		80													UC316		
UCFL317-52	3-1/4		370	300	44	32	74	38	220	100	96	40	M33	1-1/4	UC317-52	FL317	15.4
UCFL317		85													UC317		
UCFL318-56	3-1/2		385	315	44	36	76	38	235	100	96	40	M33	1-1/4	UC318-56	FL318	19
UCFL318		90													UC318		
UCFL319-60	3-3/4		405	330	59	40	94	41	250	121	103	41	M36		UC319-60	FL319	20.6
UCFL319		95													UC319		
UCFL320-64	4		440	360	59	40	94	44	270	125	108	42	M39		UC320-64	FL320	25.7
UCFL320		100													UC320		
UCFL321		105	440	360	59	40	94	44	270	127	112	44	M39		UC321	FL321	27
UCFL322		110	470	390	60	42	96	44	300	131	117	46	M39		UC322	FL322	38
UCFL324		120	520	430	65	48	110	47	330	140	126	51	M42		UC324	FL324	43.67
UCFL326		130	550	460	65	50	115	47	360	146	135	54	M42		UC326	FL326	61.3
UCFL328		140	600	500	75	60	125	51	400	161	145	59	M45		UC328	FL328	90

UCFLX



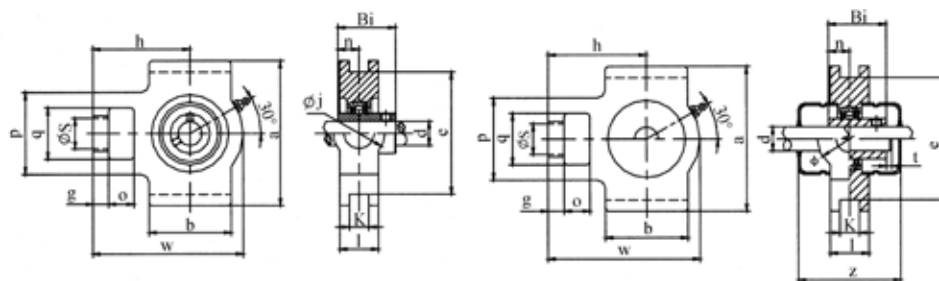
Unit No.	Shaft Dia d		Dimensions(mm)										Bolt Used		Bearing No.	Housing No.	Housing Weight (kg)
	(in)	(mm)	a	e	i	g	l	s	b	z	Bi	n	(mm)	(in)			
UCFLX05-13	13/16		141	117	18	13	30	12	83	40.2	38.1	15.9	M10	3/8	UCX05-13	FLX05	0.61
UCFLX05-14	7/8														UCX05-14		
UCFLX05-15	15/16														UCX05-15		
UCFLX05-16	1														UCX05-16		
UCFLX05		25													UCX05		
UCFLX06-17	1-1/16		156	130	19	14	34	16	95	44.4	42.9	17.5	M14	1/2	UCX06-17	FLX06	0.82
UCFLX06-18	1-1/8														UCX06-18		
UCFLX06-19	1-3/16														UCX06-19		
UCFLX06-20	1-1/4														UCX06-20		
UCFLX06		30													UCX06		
UCFLX07-20	1-1/4		171	144	21	14	38	16	105	51.2	49.2	19	M14	1/2	UCX07-20	FLX07	1.31
UCFLX07-21	1-5/16														UCX07-21		
UCFLX07-22	1-3/8														UCX07-22		
UCFLX07-23	1-7/16														UCX07-23		
UCFLX07		35													UCX07		
UCFLX08-24	1-1/2		179	148	22	14	40	16	111	52.2	49.2	19	M14	1/2	UCX08-24	FLX08	1.27
UCFLX08-25	1-9/16														UCX08-25		
UCFLX08		40													UCX08		
UCFLX09-26	1-5/8		189	157	23	14	40	16	116	55.6	51.6	19	M14	1/2	UCX09-26	FLX09	1.4
UCFLX09-27	1-11/16														UCX09-27		
UCFLX09-28	1-3/4														UCX09-28		
UCFLX09		45													UCX09		
UCFLX10-29	1-13/16		216	184	26	20	44	19	133	59.4	55.6	22.2	M16	5/8	UCX10-29	FLX10	2.05
UCFLX10-30	1-7/8														UCX10-30		
UCFLX10-31	1-15/16														UCX10-31		
UCFLX10-32	2														UCX10-32		
UCFLX10		50													UCX10		

UCT2



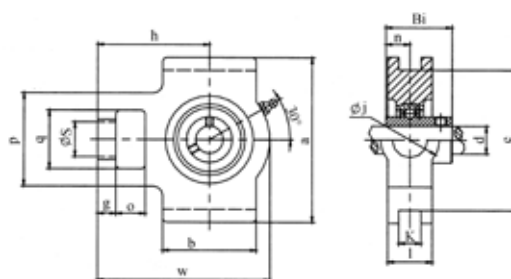
Unit No.	Shaft Dia d		Dimensions(mm)																Bearing No.	Housing No.	Housing Weight (kg)	
	(in)	(mm)	o	g	p	q	s	b	k	e	a	w	j	l	h	t	z	Bi				n
UCT201-8	1/2		16	10	51	32	19	51	12	76	89	94	32	21	61	2	51	31	12.7	UC201-8	T204	0.56
UCT202-9	9/16																			UC202-9		
UCT202-10	5/8																			UC202-10		
UCT203-11	11/16																			UC203-11		
UCT204-12	3/4																			UC204-12		
UCT201		12																		UC201		
UCT202		15																		UC202		
UCT203		17																		UC203		
UCT204		20	UC204																			
UCT205-13	13/16		16	10	51	32	19	51	12	76	89	97	32	24	62	2	57	34.1	14.3	UC205-13	T205	0.63
UCT205-14	7/8																			UC205-14		
UCT205-15	15/16																			UC205-15		
UCT205-16	1																			UC205-16		
UCT205		25																		UC205		
UCT206-17	1-1/16		16	10	56	37	22	57	12	89	102	113	37	28	70	2	62	38.1	15.9	UC206-17	T206	0.95
UCT206-18	1-1/18																			UC206-18		
UCT206-19	1-3/16																			UC206-19		
UCT206-20	1-1/4																			UC206-20		
UCT206		30																		UC206		
UCT207-20	1-1/4		16	13	64	37	22	64	12	89	102	129	37	30	78	3	72	42.9	17.5	UC207-20	T207	1.09
UCT207-21	1-5/16																			UC207-21		
UCT207-22	1-3/8																			UC207-22		
UCT207-23	1-7/16																			UC207-23		
UCT207		35																		UC207		
UCT208-24	1-1/2		19	16	83	49	29	83	16	102	114	144	49	33	88	3	82	49.2	19	UC208-24	T208	1.72
UCT208-25	1-9/16																			UC208-25		
UCT208		40																		UC208		
UCT209-26	1-5/8		19	16	83	49	29	83	16	102	117	144	49	35	87	3	82	49.2	19	UC209-26	T209	1.75
UCT209-27	1-11/16																			UC209-27		
UCT209-28	1-3/4																			UC209-28		
UCT209		45																		UC209		
UCT210-29	1-13/16		19	16	83	49	29	86	16	102	117	149	49	37	90	3	87	51.6	19	UC210-29	T210	1.75
UCT210-30	1-7/8																			UC210-30		
UCT210-31	1-15/16																			UC210-31		
UCT210-32	2																			UC210-32		
UCT210		50																		UC210		

UCT2



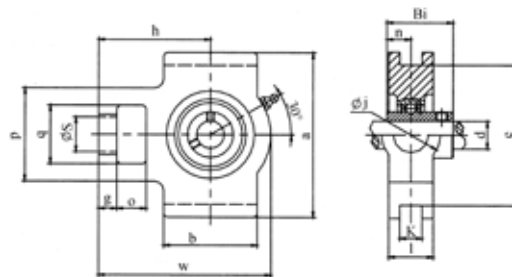
Unit No.	Shaft Dia d		Dimensions(mm)																	Bearing No.	Housing No.	Housing Weight (kg)
	(in)	(mm)	o	g	p	q	s	b	k	e	a	w	j	l	h	t	z	Bi	n			
UCT211-32	2																			UC211-32	T211	2.8
UCT211-33	2-1/16																			UC211-33		
UCT211-34	2-1/8		25	19	102	64	35	95	22	130	146	171	64	38	106	4	92	55.6	22.2	UC211-34		
UCT211-35	2-3/16																			UC211-35		
UCT211		55																		UC211		
UCT212-36	2-1/4																			UC212-36	T212	3.4
UCT212-37	2-5/16																			UC212-37		
UCT212-38	2-3/8		32	19	102	64	35	102	22	130	146	194	64	42	119	4	102	65.1	25.4	UC212-38		
UCT212-39	2-7/16																			UC212-39		
UCT212		60																		UC212		
UCT213-40	2-1/2																			UC213-40	T213	5
UCT213-41	2-9/16		32	21	111	70	41	121	26	151	167	224	70	44	137	4	107	65.1	25.4	UC213-41		
UCT213		65																		UC213		
UCT214-42	2-3/8																			UC214-42	T214	4.7
UCT214-43	2-11/16		32	21	111	70	41	121	26	151	167	224	70	46	137			74.6	30.2	UC214-43		
UCT214-44	2-3/4																			UC214-44		
UCT214		70																		UC214		
UCT215-45	2-13/16																			UC215-45	T215	5.1
UCT215-46	2-7/8																			UC215-46		
UCT215-47	2-15/16		32	21	111	70	41	121	26	151	167	232	70	48	140			77.8	33.3	UC215-47		
UCT215-48	3																			UC215-48		
UCT215		75																		UC215		
UCT216-50	3-1/8		32	21	111	70	41	121	26	165	184	235	70	51	140			82.6	33.3	UC216-50	T216	5.5
UCT216		80																		UC216		
UCT217-52	3-1/4																			UC217-52	T217	7.4
UCT217		85	38	29	124	73	48	157	30	173	198	260	73	54	162			85.7	34.1	UC217		
UCT218-56	3-1/2																			UC218-56	T218	10.2
UCT218		90	40	30	130	80	48	140	30	190	215	275	80	55	170			96	39.7	UC218		

UCT3



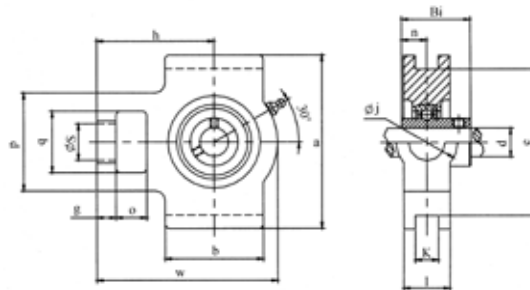
Unit No.	Shaft Dia d		Dimensions(mm)															Bearing No.	Housing No.	Housing Weight (kg)
	(in)	(mm)	o	g	p	q	s	b	k	e	a	w	j	l	h	Bi	n			
UCT305-14	7/8		16	12	62	36	26	65	12	80	89	122	36	26	76	38	15	UC305-14	T305	1.05
UCT305-15	15/16																	UC305-15		
UCT305-16	1																	UC305-16		
UCT305		25																UC305		
UCT306-18	1-1/8		18	14	70	41	28	74	16	90	100	137	41	28	85	43	17	UC306-18	T306	1.24
UCT306-19	1-3/16																	UC306-19		
UCT306		30																UC306		
UCT307-20	1-1/4		20	15	75	45	30	80	16	100	111	150	45	32	94	48	19	UC307-20	T307	1.69
UCT307-21	1-5/16																	UC307-21		
UCT307-22	1-3/8																	UC307-22		
UCT307-23	1-7/16																	UC307-23		
UCT307		35																UC307		
UCT308-24	1-1/2		22	17	83	50	32	89	18	112	124	162	50	34	100	52	19	UC308-24	T308	2.04
UCT308-25	1-9/16																	UC308-25		
UCT308		40																UC308		
UCT309-26	1-5/8		24	18	90	55	34	97	18	125	138	178	55	38	110	57	22	UC309-26	T309	2.72
UCT309-27	1-11/16																	UC309-27		
UCT309-28	1-3/4																	UC309-28		
UCT309		45																UC309		
UCT310-30	1-7/8		27	20	98	61	37	106	20	140	151	191	61	40	117	61	22	UC310-30	T310	3.35
UCT310-31	1-15/16																	UC310-31		
UCT310		50																UC310		
UCT311-32	2		29	21	105	66	39	115	22	150	163	207	66	44	127	66	25	UC311-32	T311	4.33
UCT311-34	2-1/8																	UC311-34		
UCT311-35	2-3/16																	UC311-35		
UCT311		55																UC311		

UCT3

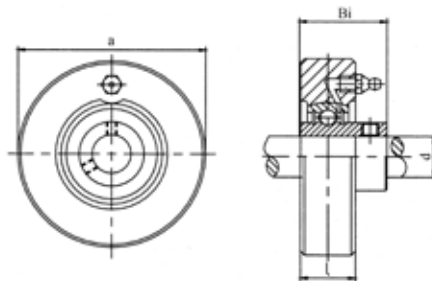


Unit No.	Shaft Dia d		Dimensions(mm)														Bearing No.	Housing No.	Housing Weight (kg)	
	(in)	(mm)	o	g	p	q	s	b	k	e	a	w	j	l	h	Bi				n
UCT312-36	2-1/4		31	23	113	71	41	123	22	160	178	220	71	46	135	71	26	UC312-36	T312	5
UCT312-38	2-3/8																	UC312-38		
UCT312-39	2-7/16																	UC312-39		
UCT312		60																UC312		
UCT313-40	2-1/2		32	25	116	71	43	134	26	170	190	238	80	50	146	75	30	UC313-40	T313	6
UCT313		65																UC313		
UCT314-44	2-3/4		36	25	130	85	46	140	26	180	202	252	90	52	155	78	33	UC314-44	T314	7.05
UCT314		70																UC314		
UCT315-48	3		36	25	132	85	46	150	26	192	216	262	90	55	160	82	32	UC315-48	T315	9.28
UCT315		75																UC315		
UCT316-50	3-1/8		42	28	150	98	53	160	30	204	230	282	102	60	174	86	34	UC316-50	T316	10.03
UCT316		80																UC316		
UCT317-52	3-1/4		42	30	152	98	53	170	32	214	240	298	102	64	183	96	40	UC317-52	T317	13.3
UCT317		85																UC317		
UCT318-56	3-1/2		46	30	160	106	57	175	32	228	255	312	110	66	192	96	40	UC318-56	T318	14.1
UCT318		90																UC318		
UCT319-60	3-3/4		46	31	165	106	57	180	35	240	270	322	110	72	197	103	41	UC319-60	T319	16.3
UCT319		95																UC319		
UCT320-64	4		48	32	175	115	59	200	35	260	290	345	120	75	210	108	42	UC320-64	T320	21.2
UCT320		100																UC320		
UCT321		105	48	32	175	115	59	200	35	260	290	345	120	75	210	112	44	UC321	T321	19.8
UCT322		110	52	38	185	125	65	215	38	285	320	385	130	80	235	117	46	UC322	T322	25.7
UCT324		120	60	42	210	140	70	230	45	320	355	432	140	90	267	126	51	UC324	T324	36.5
UCT326		130	65	45	220	150	75	240	50	350	385	465	150	100	285	135	54	UC326	T326	46
UCT328		140	70	50	230	160	80	255	50	380	415	515	155	100	315	145	59	UC328	T328	55.5

UCTX

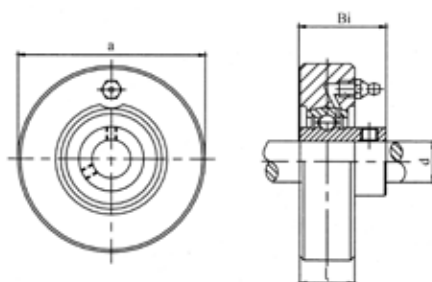


Unit No.	Shaft Dia d		Dimensions(mm)															Bearing No.	Housing No.	Housing Weight (kg)
	(in)	(mm)	o	g	p	q	s	b	k	e	a	w	j	l	h	Bi	n			
UCTX05-14	7/8		16	10	56	37	22	57	12	89	102	113	37	28	70	38.1	15.9	UCX05-14	TX05	1.01
UCTX05-15	15/16																	UCX05-15		
UCTX05-16	1																	UCX05-16		
UCTX05		25																UCX05		
UCTX06-18	1-1/8		16	13	64	37	22	64	12	89	102	129	37	30	78	42.9	17.5	UCX06-18	TX06	1.12
UCTX06-19	1-3/16																	UCX06-19		
UCTX06-20	1-1/4																	UCX06-20		
UCTX06		30																UC306		
UCTX07-20	1-1/4		19	15	83	49	29	83	16	102	114	144	49	36	88	49.2	19	UCX07-20	TX07	1.78
UCTX07-22	1-3/8																	UCX07-22		
UCTX07-23	1-7/16																	UCX07-23		
UCTX07		35																UC307		
UCTX08-24	1-1/2		19	15	83	49	29	83	16	102	117	144	49	36	87	49.2	19	UCX08-24	TX08	1.67
UCTX08		40																UCX08		
UCTX09-26	1-5/8		19	16	83	49	29	86	16	102	117	149	49	38	90	51.6	19	UCX09-26	TX09	1.8
UCTX09-27	1-11/16																	UCX09-27		
UCTX09-28	1-3/4																	UCX09-28		
UCTX09		45																UCX09		
UCTX10-30	1-7/8		25	19	102	64	35	95	22	130	146	171	64	42	106	55.6	22.2	UCX10-30	TX10	2.95
UCTX10-31	1-15/16																	UCX10-31		
UCTX10-32	2																	UCX10-32		
UCTX10		50																UCX10		
UCTX11-34	2-1/8		32	19	102	64	35	102	22	130	146	194	64	42	119	65.1	25.4	UCX11-34	TX11	3.3
UCTX11-35	2-3/16																	UCX11-35		
UCTX11		55																UCX11		
UCTX12-38	2-3/8		32	21	111	70	41	121	26	151	167	224	70	48	137	65.1	25.4	UCX12-38	TX12	5.33
UCTX12-39	2-7/16																	UCX12-39		
UCTX12		60																UCX12		
UCTX13-40	2-1/2		32	21	111	70	41	121	26	151	167	224	70	48	137	74.6	30.2	UCX13-40	TX13	5.15
UCTX13		65																UCX13		
UCTX14-43	2-11/16		32	21	111	70	41	121	26	151	167	232	70	48	140	77.8	33.3	UCX14-43	TX14	5.23
UCTX14-44	2-3/4																	UCX14-44		
UCTX14		70																UCX14		
UCTX15-47	2-15/16		32	21	111	70	41	121	28	165	184	235	70	48	140	82.6	33.3	UCX15-47	TX15	5.29
UCTX18-48	3																	UCX15-48		
UCTX15		75																UCX15		
UCTX16-50	3-1/8		38	28	124	73	48	157	28	173	198	260	73	54	162	85.7	34.1	UCX16-50	TX16	7.21
UCTX16		80																UCX16		
UCTX17-52	3-1/4		38	28	124	73	48	157	28	173	198	260	73	54	162	96	39.7	UCX17-52	TX17	7.18
UCTX17-55	3-7/16																	UCX17-55		
UCTX17		85																UCX17		

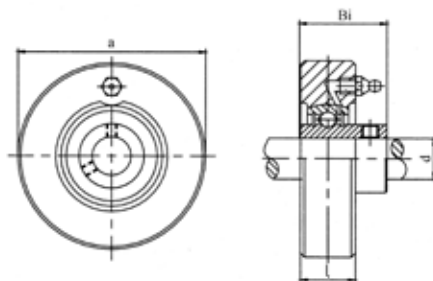
UCC2


Unit No.	Shaft Dia d		Dimensions(mm)				Bearing No.	Housing No.	Housing Weight (kg)
	(in)	(mm)	a	l	Bi	n			
UCC201-8	1/2		72	20	31	12.7	UC201-8	C203	0.33
UCC202-9	9/16						UC202-9		
UCC202-10	5/8						UC202-10		
UCC203-11	11/16						UC203-11		
UCC201		12					UC201		
UCC202		15					UC202		
UCC203		17					UC203		
UCC204-12	3/4	20	72	20	31	12.7	UC204-12	C204	0.33
UCC204							UC204		
UCC205-13	13/16		80	22	34	14.3	UC205-13	C205	0.5
UCC205-14	7/8						UC205-14		
UCC205-15	15/16						UC205-15		
UCC205-16	1						UC205-16		
UCC205		25					UC205		
UCC206-17	1-1/16		85	27	38.1	15.9	UC206-17	C206	0.57
UCC206-18	1-1/8						UC206-18		
UCC206-19	1-3/16						UC206-19		
UCC206-20	1-1/4						UC206-20		
UCC206		30					UC206		
UCC207-20	1-1/4		90	28	42.9	17.5	UC207-20	C207	0.51
UCC207-21	1-5/16						UC207-21		
UCC207-22	1-3/8						UC207-22		
UCC207-23	1-7/16						UC207-23		
UCC207		35					UC207		
UCC208-24	1-1/2		100	30	49.2	19	UC208-24	C208	0.65
UCC208-25	1-9/16						UC208-25		
UCC208		40					UC208		

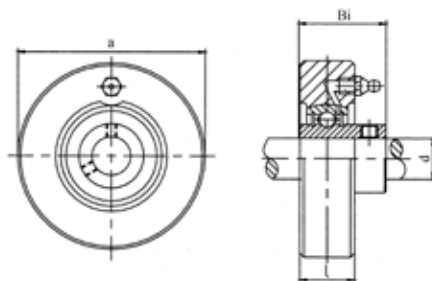
UCC2



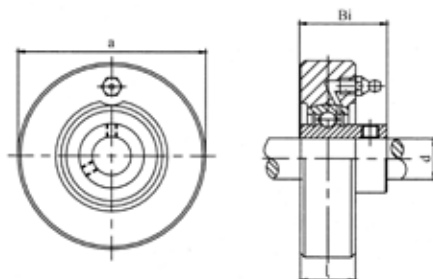
Unit No.	Shaft Dia d		Dimensions(mm)				Bearing No.	Housing No.	Housing Weight (kg)
	(in)	(mm)	a	l	Bi	n			
UCC209-26	1-5/8		110	31	49.2	19	UC209-26	C209	0.9
UCC209-27	1-11/16						UC209-27		
UCC209-28	1-3/4						UC209-28		
UCC209		45					UC209		
UCC210-29	1-13/16		120	33	51.6	19	UC210-29	C210	1.2
UCC210-30	1-7/8						UC210-30		
UCC210-31	1-15/16						UC210-31		
UCC210-32	2						UC210-32		
UCC210		50					UC210		
UCC211-32	2		125	35	55.6	22.2	UC211-32	C211	1.25
UCC211-33	2-1/16						UC211-33		
UCC211-34	2-1/8						UC211-34		
UCC211-35	2-3/16						UC211-35		
UCC211		55					UC211		
UCC212-36	2-1/4		130	38	65.1	25.4	UC212-36	C212	1.47
UCC212-37	2-5/16						UC212-37		
UCC212-38	2-3/8						UC212-38		
UCC212-39	2-7/16						UC212-39		
UCC212		60					UC212		
UCC213-40	2-1/2		140	40	65.1	25.4	UC213-40	C213	1.75
UCC213-41	2-9/16						UC213-41		
UCC213		65					UC213		

UCCX


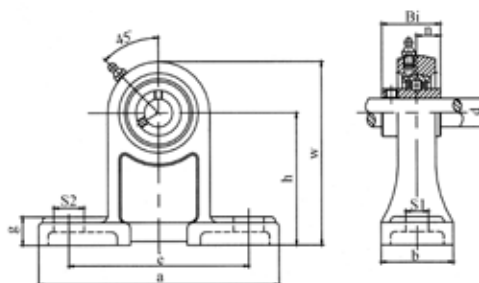
Unit No.	Shaft Dia d		Dimensions(mm)				Bearing No.	Housing No.	Weight (kg)
	(in)	(mm)	a	l	Bi	n			
UCCX05-14	7/8		90	27	38.1	15.9	UCX05-14	CX05	0.71
UCCX05-15	15/16						UCX05-15		
UCCX05-16	1						UCX05-16		
UCCX05		25					UCX05		
UCCX06-18	1-1/8		100	30	42.9	17.5	UCX06-18	CX6	0.92
UCCX06-19	1-3/16						UCX06-19		
UCCX06-20	1-1/4						UCX06-20		
UCCX06		30					UC306		
UCCX07-20	1-1/4		110	34	49.2	19	UCX07-20	CX7	1.18
UCCX07-22	1-3/8						UCX07-22		
UCCX07-23	1-7/16						UCX07-23		
UCCX07		35					UC307		
UCCX08-24	1-1/2		120	38	49.2	19	UCX08-24	CX8	1.57
UCCX08		40					UCX08		
UCCX09-26	1-5/8		120	38	51.6	19	UCX09-26	CX9	1.4
UCCX09-27	1-11/16						UCX09-27		
UCCX09-28	1-3/4						UCX09-28		
UCCX09		45					UCX09		
UCCX10-30	1-7/8		130	40	55.6	22.2	UCX10-30	CX10	1.65
UCCX10-31	1-15/16						UCX10-31		
UCCX10-32	2						UCX10-32		
UCCX10		50					UCX10		
UCCX11-34	2-1/8		150	42	65.1	25.4	UCX11-34	CX11	2.5
UCCX11-35	2-3/16						UCX11-35		
UCCX11-36	2-1/4						UCX11-36		
UCCX11		55					UCX11		
UCCX12-38	2-3/8		160	44	65.1	25.4	UCX12-38	CX12	2.73
UCCX12-39	2-7/16						UCX12-39		
UCCX12		60					UCX12		

UCC3


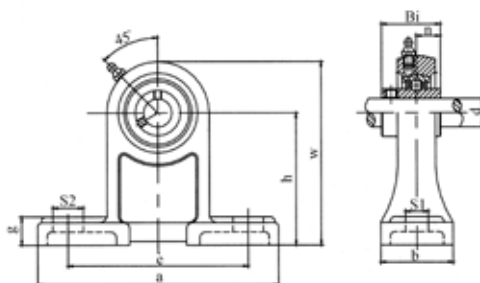
Unit No.	Shaft Dia d		Dimensions(mm)				Bearing No.	Housing No.	Weight (kg)
	(in)	(mm)	a	l	Bi	n			
UCC305-14	7/8		90	26	38	15	UC305-14	C305	0.75
UCC305-15	15/16						UC305-15		
UCC305-16	1						UC305-16		
UCC305		25					UC305		
UCC306-18	1-1/8		100	28	43	17	UC306-18	C306	0.84
UCC306-19	1-3/16						UC306-19		
UCC306		30					UC306		
UCC307-20	1-1/4		110	32	48	19	UC307-20	C307	1.09
UCC307-21	1-5/16						UC307-21		
UCC307-22	1-3/8						UC307-22		
UCC307-23	1-7/16						UC307-23		
UCC307		35					UC307		
UCC308-24	1-1/2		120	34	52	19	UC308-24	C308	1.24
UCC308-25	1-9/16						UC308-25		
UCC308		40					UC308		
UCC309-26	1-5/8		130	38	57	22	UC309-26	C309	1.42
UCC309-27	1-11/16						UC309-27		
UCC309-28	1-3/4						UC309-28		
UCC309		45					UC309		
UCC310-30	1-7/8		140	40	61	22	UC310-30	C310	1.65
UCC310-31	1-15/16						UC310-31		
UCC310		50					UC310		
UCC311-32	2		150	44	66	25	UC311-32	C311	1.83
UCC311-34	2-1/8						UC311-34		
UCC311-35	2-3/16						UC311-35		
UCC311		55					UC311		
UCC312-36	2-1/4		160	46	71	26	UC312-36	C312	2.2
UCC312-38	2-3/8						UC312-38		
UCC312-39	2-7/16						UC312-39		
UCC312		60					UC312		

UCC3


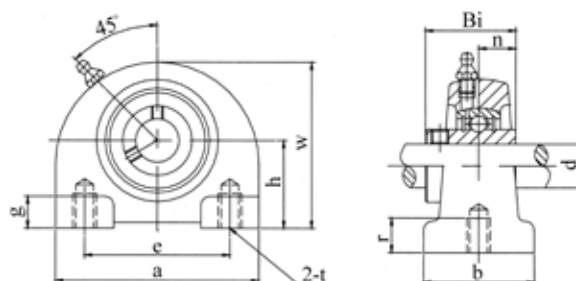
Unit No.	Shaft Dia d		Dimensions(mm)				Bearing No.	Housing No.	Weight (kg)
	(in)	(mm)	a	l	Bi	n			
UCC313-40	2-1/2		170	50	75	30	UC313-40	C313	2.55
UCC313		65					UC313		
UCC314-44	2-3/4		180	52	78	33	UC314-44	C314	2.71
UCC314		70					UC314		
UCC315-48	3		190	55	82	32	UC315-48	C315	3.08
UCC315		75					UC315		
UCC316-50	3-1/8		200	60	86	34	UC316-50	C316	3.5
UCC316		80					UC316		
UCC317-52	3-1/4		215	64	96	40	UC317-52	C317	4.3
UCC317		85					UC317		
UCC318-56	3-1/2		225	66	96	40	UC318-56	C318	4.4
UCC318		90					UC318		
UCC319-60	3-3/4		240	72	103	41	UC319-60	C319	6.3
UCC319		95					UC319		
UCC320-64	4		260	75	108	42	UC320-64	C320	8.2
UCC320		100					UC320		
UCC321		105	260	75	112	44	UC321	C321	7.8
UCC322		110	300	80	117	46	UC322	C322	13.7
UCC324		120	320	90	126	51	UC324	C324	16.5
UCC326		130	340	100	135	54	UC326	C326	19
UCC328		140	360	100	145	59	UC328	C328	20.5

UCPH2


Unit No.	Shaft Dia d		Dimensions(mm)										Bolt Used		Bearing No.	Housing No.	Housing Weight (kg)
	(in)	(mm)	h	a	e	b	S2	S1	g	w	Bi	n	(mm)	(in)			
UCPH201-8	1/2		70	127	95	40	19	13	15	101	31	12.7	M10	3/8	UC201-8	PH204	0.75
UCPH202-9	9/16														UC202-9		
UCPH202-10	5/8														UC202-10		
UCPH203-11	11/16														UC203-11		
UCPH204-12	3/4														UC204-12		
UCPH201		12													UC201		
UCPH202		15													UC202		
UCPH203		17													UC203		
UCPH204		20													UC204		
UCPH205-13	13/16		80	140	105	50	19	13	16	114	34.1	14.3	M10	3/8	UC205-13	PH205	1
UCPH205-14	7/8														UC205-14		
UCPH205-15	15/16														UC205-15		
UCPH205-16	1														UC205-16		
UCPH205		25													UC205		
UCPH206-17	1-1/16		90	165	121	50	21	17	18	130	38.1	15.9	M14	1/2	UC206-17	PH206	1.42
UCPH206-18	1-1/8														UC206-18		
UCPH206-19	1-3/16														UC206-19		
UCPH206-20	1-1/4														UC206-20		
UCPH206		30													UC206		
UCPH207-20	1-1/4		95	167	127	60	21	17	19	140	42.9	17.5	M14	1/2	UC207-20	PH207	1.55
UCPH207-21	1-5/16														UC207-21		
UCPH207-22	1-3/8														UC207-22		
UCPH207-23	1-7/16														UC207-23		
UCPH207		35													UC207		
UCPH208-24	1-1/2		100	184	137	70	25	17	19	149	49.2	19	M14	1/2	UC208-24	PH208	2.15
UCPH208-25	1-9/16														UC208-25		
UCPH208		40													UC208		
UCPH209-26	1-5/8		105	190	146	70	25	17	20	157	49.2	19	M14	1/2	UC209-26	PH209	2.31
UCPH209-27	1-11/16														UC209-27		
UCPH209-28	1-3/4														UC209-28		
UCPH209		45													UC209		

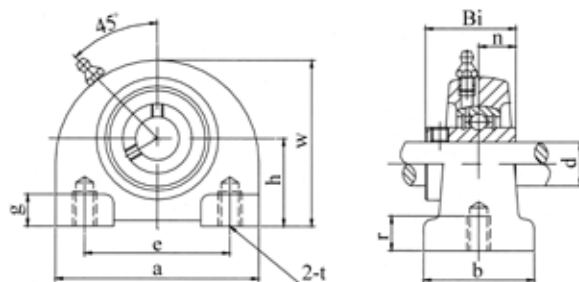
UCPH2


Unit No.	Shaft Dia d		Dimensions(mm)										Bolt Used		Bearing No.	Housing No.	Housing Weight (kg)
	(in)	(mm)	h	a	e	b	S2	S1	g	w	Bi	n	(mm)	(in)			
UCPH210-29	1-13/16		110	206	159	70	25	20	22	165	51.6	19	M16	5/8	UC210-29	PH210	2.8
UCPH210-30	1-7/8														UC210-30		
UCPH210-31	1-15/16														UC210-31		
UCPH210-32	2														UC210-32		
UCPH210		50													UC210		
UCPH211-32	2		120	219	171	75	22	19	22	181	55.6	22.2	M16	5/8	UC211-32	PH211	4.4
UCPH211-33	2-1/16														UC211-33		
UCPH211-34	2-1/8														UC211-34		
UCPH211-35	2-3/16														UC211-35		
UCPH211		55													UC211		
UCPH212-36	2-1/4		130	235	184	85	23	19	25	197	65.1	25.4	M16	5/8	UC212-36	PH212	4.8
UCPH212-37	2-5/16														UC212-37		
UCPH212-38	2-3/8														UC212-38		
UCPH212-39	2-7/16														UC212-39		
UCPH212		60													UC212		
UCPH213-40	2-1/2		140	262	203	95	28	23	27	212	65.1	25.4	M20	3/4	UC213-40	PH213	5.6
UCPH213-41	2-9/16														UC213-41		
UCPH213		65													UC213		
UCPH214-42	2-5/8		150	268	210	105	28	23	28	225	74.6	30.2	M20	3/4	UC214-42	PH214	6.2
UCPH214-43	2-11/16														UC214-43		
UCPH214-44	2-3/4														UC214-44		
UCPH214		70													UC214		
UCPH215-45	2-13/16		160	275	217	115	28	23	29	238	77.8	33.3	M20	3/4	UC215-45	PH215	7.4
UCPH215-46	2-7/8														UC215-46		
UCPH215-47	2-15/16														UC215-47		
UCPH215-48	3														UC215-48		
UCPH215		75													UC215		
UCPH216-50	3-1/8		170	290	232	125	28	23	30	253	82.6	33.3	M20	3/4	UC216-50	PH216	8
UCPH216		80													UC216		

UCPA2


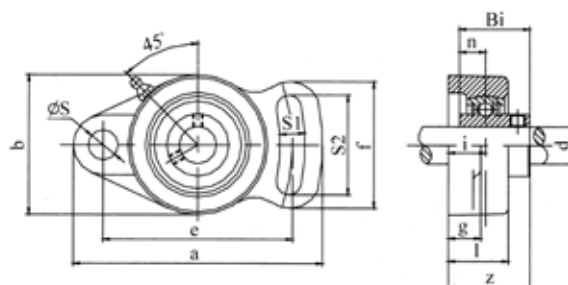
Unit No.	Shaft Dia d		Dimensions(mm)										Bolt Used	Bearing No.	Housing No.	Housing Weight (kg)
	(in)	(mm)	h	a	e	b	t	r	g	w	Bi	n	(mm)			
UCPA201-8	1/2		30.2	76	52	38	M10	15	8	62	31	12.7	M10x1.5	UC201-8	PA204	0.42
UCPA202-9	9/16													UC202-9		
UCPA202-10	5/8													UC202-10		
UCPA203-11	11/16													UC203-11		
UCPA204-12	3/4													UC204-12		
UCPA201		12												UC201		
UCPA202		15												UC202		
UCPA203		17												UC203		
UCPA204		20												UC204		
UCPA205-13	13/16		36.5	84	56	38	M10	15	10	72	34.1	14.3	M10x1.5	UC205-13	PA205	0.61
UCPA205-14	7/8													UC205-14		
UCPA205-15	15/16													UC205-15		
UCPA205-16	1													UC205-16		
UCPA205		25												UC205		
UCPA206-17	1-1/16		42.9	94	66	48	M14	18	10	84	38.1	15.9	M14x2	UC206-17	PA206	0.93
UCPA206-18	1-1/8													UC206-18		
UCPA206-19	1-3/16													UC206-19		
UCPA206-20	1-1/4													UC206-20		
UCPA206		30												UC206		
UCPA207-20	1-1/4		47.6	110	80	48	M14	20	12	95	42.9	17.5	M14x2	UC207-20	PA207	1.21
UCPA207-21	1-5/16													UC207-21		
UCPA207-22	1-3/8													UC207-22		
UCPA207-23	1-7/16													UC207-23		
UCPA207		35												UC207		
UCPA208-24	1-1/2		49.2	116	84	54	M14	20	12	100	49.2	19	M14x2	UC208-24	PA208	1.47
UCPA208-25	1-9/16													UC208-25		
UCPA208		40												UC208		

UCPA2



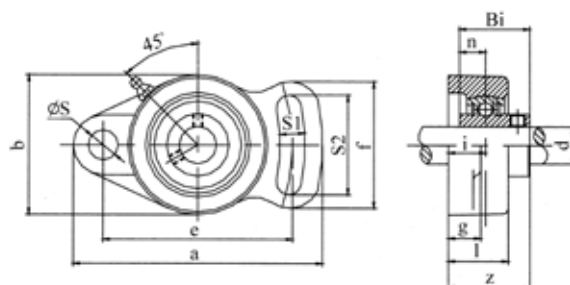
Unit No.	Shaft Dia d		Dimensions(mm)										Bolt Used	Bearing No.	Housing No.	Housing Weight (kg)
	(in)	(mm)	h	a	e	b	t	r	g	w	Bi	n	(mm)			
UCPA209-26	1-5/8		54.2	120	90	54	M14	25	12	108	49.2	19	M14x2	UC209-26	PA209	1.5
UCPA209-27	1-11/16													UC209-27		
UCPA209-28	1-3/4													UC209-28		
UCPA209		45												UC209		
UCPA210-29	1-13/16		57.2	130	94	60	M16	25	14	116	51.6	19	M16x2	UC210-29	PA210	2
UCPA210-30	1-7/8													UC210-30		
UCPA210-31	1-15/16													UC210-31		
UCPA210-32	2													UC210-32		
UCPA210		50												UC210		
UCPA211-32	2		63.5	140	104	66	M16	25	14	125	55.6	22.2	M16x2	UC211-32	PA211	2.5
UCPA211-33	2-1/16													UC211-33		
UCPA211-34	2-1/8													UC211-34		
UCPA211-35	2-3/16													UC211-35		
UCPA211		55												UC211		
UCPA212-36	2-1/4		69.9	150	114	68	M16	25	15	138	65.1	25.4	M16x2	UC212-36	PA212	2.7
UCPA212-37	2-5/16													UC212-37		
UCPA212-38	2-3/8													UC212-38		
UCPA212-39	2-7/16													UC212-39		
UCPA212		60												UC212		
UCPA213-40	2-1/2		76.2	160	124	70	M16	25	15	150	65.1	25.4	M16x2	UC213-40	PA213	4.37
UCPA213-41	2-9/16													UC213-41		
UCPA213		65												UC213		

UCFA2

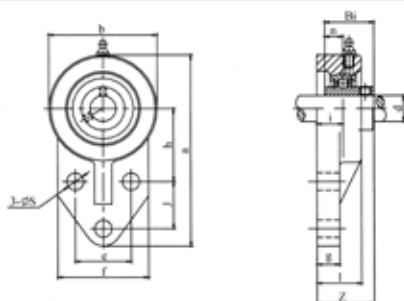


Unit No.	Shaft Dia d		Dimensions(mm)														Bolt Used		Bearing No.	Housing No.	Housing Weight (kg)
	(in)	(mm)	a	e	i	g	l	S	S1	S2	b	f	z	Bi	n	mm	in				
UCFA201-8	1/2		98	78	15	12	25.5	10	10	40	60	50	33.3	31	12.7	M8	5/16	UC201-8	FA204	0.3	
UCFA202-9	9/16																	UC202-9			
UCFA202-10	5/8																	UC202-10			
UCFA203-11	11/16																	UC203-11			
UCFA204-12	3/4																	UC204-12			
UCFA201		12																UC201			
UCFA202		15																UC202			
UCFA203		17																UC203			
UCFA204		20																UC204			
UCFA205-13	13/16		125	98	16	14	27	12	13	51	68	65	35.7	34	14.3	M10	3/8	UC205-13	FA205	0.5	
UCFA205-14	7/8																	UC205-14			
UCFA205-15	15/16																	UC205-15			
UCFA205-16	1																	UC205-16			
UCFA205		25																UC205			
UCFA206-17	1-1/16		144	117	18	14	31	12	13	58	80	72	40.2	38.1	15.9	M10	3/8	UC206-17	FA206	0.65	
UCFA206-18	1-1/8																	UC206-18			
UCFA206-19	1-3/16																	UC206-19			
UCFA206-20	1-1/4																	UC206-20			
UCFA206		30																UC206			
UCFA207-20	1-1/4		161	130	19	16	34	14	15	66	90	82	44.4	42.9	17.5	M12	7/16	UC207-20	FA207	0.9	
UCFA207-21	1-5/16																	UC207-21			
UCFA207-22	1-3/8																	UC207-22			
UCFA207-23	1-7/16																	UC207-23			
UCFA207		35																UC207			
UCFA208-24	1-1/2		175	144	21	16	36	14	15	71	100	87	51.2	49.2	19	M12	7/16	UC208-24	FA208	1	
UCFA208-25	1-9/16																	UC208-25			
UCFA208		40																UC208			

UCFA2

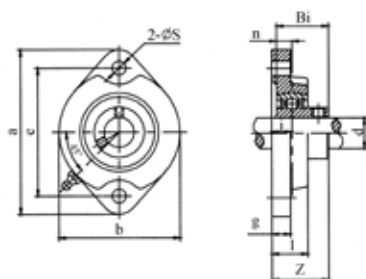


Unit No.	Shaft Dia d		Dimensions(mm)														Bolt Used		Bearing No.	Housing No.	Housing Weight (kg)
	(in)	(mm)	a	e	i	g	l	S	S1	S2	b	f	z	Bi	n	mm	in				
UCFA209-26	1-5/8		181	148	22	18	38	16	17	72	108	90	52.2	49.2	19	M14	1/2	UC209-26	FA209	1.2	
UCFA209-27	1-11/16																	UC209-27			
UCFA209-28	1-3/4																	UC209-28			
UCFA209		45																UC209			
UCFA210-29	1-13/16		190	157	22	18	40	16	17	76	115	94	54.6	51.6	19	M14	1/2	UC210-29	FA210	1.4	
UCFA210-30	1-7/8																	UC210-30			
UCFA210-31	1-15/16																	UC210-31			
UCFA210-32	2																	UC210-32			
UCFA210		50																UC210			
UCFA211-32	2		219	184	25	20	43	16	17	86	130	104	58.4	55.6	22.2	M14	1/2	UC211-32	FA211	2.3	
UCFA211-33	2-1/16																	UC211-33			
UCFA211-34	2-1/8																	UC211-34			
UCFA211-35	2-3/16																	UC211-35			
UCFA211		55																UC211			
UCFA212-36	2-1/4		240	202	29	18	48	18	19	100	140	120	68.7	65.1	25.4	M16	5/8	UC212-36	FA212	2.75	
UCFA212-37	2-5/16																	UC212-37			
UCFA212-38	2-3/8																	UC212-38			
UCFA212-39	2-7/16																	UC212-39			
UCFA212		60																UC212			
UCFA213-40	2-1/2		248	210	30	20	49	18	19	106	152	126	69.7	65.1	25.4	M16	5/8	UC213-40	FA213	3.35	
UCFA213-41	2-9/16																	UC213-41			
UCFA213		65																UC213			

UCFB2


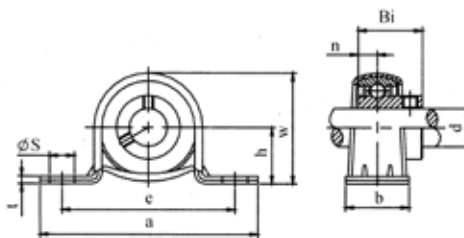
Unit No.	Shaft Dia d		Dimensions(mm)													Bolt Used		Bearing No.	Housing No.	Housing Weight (kg)
	(in)	(mm)	a	h	e	j	i	g	l	s	b	f	z	Bi	n	mm	in			
UCFB201-8	1/2		108	42.9	38.1	22	15.9	8	25.4	10	63.5	60.3	34.1	31	12.7	M8	5/16	UC201-8	FB204	0.38
UCFB202-9	9/16																	UC202-9		
UCFB202-10	5/8																	UC202-10		
UCFB203-11	11/16																	UC203-11		
UCFB204-12	3/4																	UC204-12		
UCFB201		12																UC201		
UCFB202		15																UC202		
UCFB203		17																UC203		
UCFB204		20																UC204		
UCFB205-13	13/16		121	46	41.3	28.5	16.7	9.5	28.5	10	70	63.5	36.5	34	14.3	M8	5/16	UC205-13	FB205	0.49
UCFB205-14	7/8																	UC205-14		
UCFB205-15	15/16																	UC205-15		
UCFB205-16	1																	UC205-16		
UCFB205		25																UC205		
UCFB206-17	1-1/16		137	52.4	47.6	31.7	18.6	9.5	32	10	83	70	40.9	38.1	15.9	M8	5/16	UC206-17	FB206	0.61
UCFB206-18	1-1/8																	UC206-18		
UCFB206-19	1-3/16																	UC206-19		
UCFB206-20	1-1/4																	UC206-20		
UCFB206		30																UC206		
UCFB207-20	1-1/4		156	60.3	50.8	31.7	21	12.7	36.5	13	95	83	46.4	42.9	17.5	M10	3/8	UC207-20	FB207	0.75
UCFB207-21	1-5/16																	UC207-21		
UCFB207-22	1-3/8																	UC207-22		
UCFB207-23	1-7/16																	UC207-23		
UCFB207		35																UC207		
UCFB208-24	1-1/2		164	60.3	50	41.3	21	15.9	35.7	12	100	78	51.2	49.2	19	M10	3/8	UC208-24	FB208	0.8
UCFB208-25	1-9/16																	UC208-25		
UCFB208		40																UC208		
UCFB209-26	1-5/8		174	65	54	42.9	21.8	18.3	38	12	106	80	51.2	49.2	19	M10	3/8	UC209-26	FB209	1.5
UCFB209-27	1-11/16																	UC209-27		
UCFB209-28	1-3/4																	UC209-28		
UCFB209		45																UC209		
UCFB210-29	1-13/16		190	74.6	70	41.3	21.8	12.7	38	13	118	102	53.6	51.6	19	M10	3/8	UC210-29	FB210	1.8
UCFB210-30	1-7/8																	UC210-30		
UCFB210-31	1-15/16																	UC210-31		
UCFB210-32	2																	UC210-32		
UCFB210		50																UC210		

SBLF2



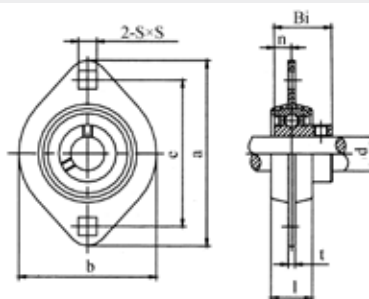
Unit No.	Shaft Dia d		Dimensions(mm)										Bolt Used		Bearing No.	Housing No.	Housing Weight (kg)
	(in)	(mm)	a	e	i	g	l	s	b	n	z	Bi	(mm)	(in)			
SBLF201-8	1/2		81	63.5	9.5	9.5	18	8	56	6	25.5	22	M6	1/4	SB201-8	LF203	0.15
SBLF202-9	9/16														SB202-9		
SBLF202-10	5/8														SB202-10		
SBLF203-11	11/16														SB203-11		
SBLF201		12	90	71.5	11	11	20	10	61	7	29	25	M8	5/16	SB201	LF204	0.2
SBLF202		15													SB202		
SBLF203		17													SB203		
SBLF204-12	3/4		95	76	11	11	20	10	64	7.5	30.5	27	M8	5/16	SB204-12	LF205	0.3
SBLF204		20													SB204		
SBLF205-14	7/8														SB205-14		
SBLF205-15	15/16														SB205-15		
SBLF205-16	1		113	90.5	12	12	22.5	12	76	8	34	30	M10	3/8	SB205-16	LF206	0.36
SBLF205		25													SB205		
SBLF206-18	1-1/8														SB206-18		
SBLF206-19	1-3/16														SB206-19		
SBLF206-20	1-1/4		122	100	13	13	24	12	89	8.5	36.5	32	M10	3/8	SB206-20	LF207	0.5
SBLF206		30													SB206		
SBLF207-20	1-1/4														SB207-20		
SBLF207-22	1-3/8														SB207-22		
SBLF207-23	1-7/16		122	100	13	13	24	12	89	8.5	36.5	32	M10	3/8	SB207-23	LF207	0.5
SBLF207		35													SB207		

SBPP2



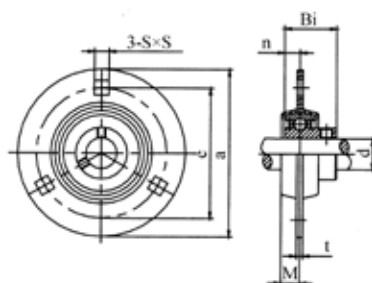
Unit No.	Shaft Dia d		Dimensions(mm)									Bolt Used		Bearing No.	Housing No.	Housing Weight (kg)
	(in)	(mm)	h	a	e	b	s	t	w	n	Bi	(mm)	(in)			
SBPP201-8	1/2		22.2	86	68	25	9.5	3.2	44	6	22	M8	5/16	SB201-8	PP203	0.16
SBPP202-9	9/16													SB202-9		
SBPP202-10	5/8													SB202-10		
SBPP203-11	11/16													SB203-11		
SBPP201		12												SB201		
SBPP202		15												SB202		
SBPP203		17												SB203		
SBPP204-12	3/4		25.4	98	76	32	9.5	3.2	50	7	25	M8	5/16	SB204-12	PP204	0.21
SBPP204		20												SB204		
SBPP205-13	13/16		28.6	108	86	32	11.5	4	56	7.5	27	M10	3/8	SB205-13	PP205	0.29
SBPP205-14	7/8													SB205-14		
SBPP205-15	15/16													SB205-15		
SBPP205-16	1													SB205-16		
SBPP205		25												SB205		
SBPP206-17	1-1/16		33.3	117	95	38	11.5	4	66	8	30	M10	3/8	SB206-17	PP206	0.45
SBPP206-18	1-1/8													SB206-18		
SBPP206-19	1-3/16													SB206-19		
SBPP206-20	1-1/4													SB206-20		
SBPP206		30												SB206		
SBPP207-20	1-1/4		39.7	129	106	42	11.5	4.6	78	8.5	32	M10	3/8	SB207-20	PP207	0.61
SBPP207-21	1-5/16													SB207-21		
SBPP207-22	1-3/8													SB207-22		
SBPP207-23	1-7/16													SB207-23		
SBPP207		35												SB207		

SBPLF2



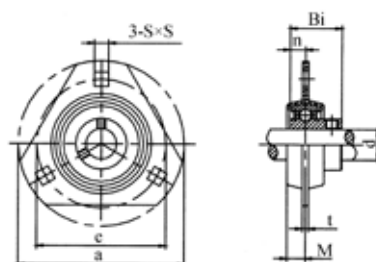
Unit No.	Shaft Dia d		Dimensions(mm)								Bolt Used		Bearing No.	Housing No.	Housing Weight (kg)
	(in)	(mm)	a	e	l	b	t	s	n	Bi	(mm)	(in)			
SBPFL201-8	1/2		81	63	14	59	2	7	6	22	M6	1/4	SB201-8	PFL203	0.19
SBPFL202-9	9/16												SB202-9		
SBPFL202-10	5/8												SB202-10		
SBPFL203-11	11/16												SB203-11		
SBPFL201		12											SB201		
SBPFL202		15											SB202		
SBPFL203		17											SB203		
SBPFL204-12	3/4		90	71	16	67	2	9	7	25	M8	5/16	SB204-12	PFL204	0.24
SBPFL204		20											SB204		
SBPFL205-14	7/8		95	76	18	71	2	9	7.5	27	M8	5/16	SB205-14	PFL205	0.28
SBPFL205-15	15/16												SB205-15		
SBPFL205-16	1												SB205-16		
SBPFL205		25											SB205		
SBPFL206-18	1-1/8		113	90	18	84	2.6	11	8	30	M10	3/8	SB206-18	PFL206	0.38
SBPFL206-19	1-3/16												SB206-19		
SBPFL206-20	1-1/4												SB206-20		
SBPFL206		30											SB206		
SBPFL207-20	1-1/4		122	100	20	94	2.6	11	8.5	32	M10	3/8	SB207-20	PFL207	0.65
SBPFL207-21	1-5/16												SB207-21		
SBPFL207-22	1-3/8												SB207-22		
SBPFL207-23	1-7/16												SB207-23		
SBPFL207		35											SB207		

SBPF2



Unit No.	Shaft Dia d		Dimensions(mm)							Bolt Used		Bearing No.	Housing No.	Housing Weight (kg)
	(in)	(mm)	a	e	M	t	s	n	Bi	(mm)	(in)			
SBPF201-8	1/2		81	64	7	4	7	6	22	M6	1/4	SB201-8	PF203	0.2
SBPF202-9	9/16											SB202-9		
SBPF202-10	5/8											SB202-10		
SBPF203-11	11/16											SB203-11		
SBPF201		12										SB201		
SBPF202		15										SB202		
SBPF203		17										SB203		
SBPF204-12	3/4		90	71	8	4	9	7	25	M8	5/16	SB204-12	PF204	0.25
SBPF204		20										SB204		
SBPF205-14	7/8		95	76	9	4	9	7.5	27	M8	5/16	SB205-14	PF205	0.35
SBPF205-15	15/16											SB205-15		
SBPF205-16	1											SB205-16		
SBPF205		25										SB205		
SBPF206-18	1-1/8		113	90	9	5.2	11	8	30	M10	3/8	SB206-18	PF206	0.54
SBPF206-19	1-3/16											SB206-19		
SBPF206-20	1-1/4											SB206-20		
SBPF206		30										SB206		
SBPF207-20	1-1/4		122	100	10	5.2	11	8.5	32	M10	3/8	SB207-20	PF207	0.71
SBPF207-22	1-3/8											SB207-22		
SBPF207-23	1-7/16											SB207-23		
SBPF207		35										SB207		

SBPFT2

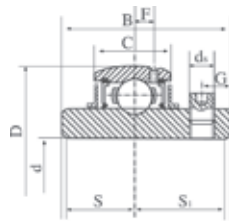


Unit No.	Shaft Dia d		Dimensions(mm)								Bolt Used		Bearing No.	Housing No.	Housing Weight (kg)
	(in)	(mm)	a	e	M	t	W	s	n	Bi	(mm)	(in)			
SBPFT201-8	1/2		81	64	7	4	29	7	6	22	M6	1/4	SB201-8	PFT203	0.2
SBPFT202-9	9/16												SB202-9		
SBPFT202-10	5/8												SB202-10		
SBPFT203-11	11/16												SB203-11		
SBPFT201		12											SB201		
SBPFT202		15											SB202		
SBPFT203		17											SB203		
SBPFT204-12	3/4		90	71	8	4	33	9	7	25	M8	5/16	SB204-12	PFT204	0.25
SBPFT204		20											SB204		
SBPFT205-14	7/8		95	76	9	4	35	9	7.5	27	M8	5/16	SB205-14	PFT205	0.35
SBPFT205-15	15/16												SB205-15		
SBPFT205-16	1												SB205-16		
SBPFT205		25											SB205		
SBPFT206-18	1-1/8		113	90	9	5.2	38	11	8	30	M10	3/8	SB206-18	PFT206	0.54
SBPFT206-19	1-3/16												SB206-19		
SBPFT206-20	1-1/4												SB206-20		
SBPFT206		30											SB206		
SBPFT207-20	1-1/4		122	100	10	5.2	45	11	8.5	32	M10	3/8	SB207-20	PFT207	0.71
SBPFT207-22	1-3/8												SB207-22		
SBPFT207-23	1-7/16												SB207-23		
SBPFT207		35											SB207		

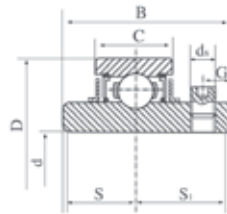


Insert bearings

外球面轴承



UC



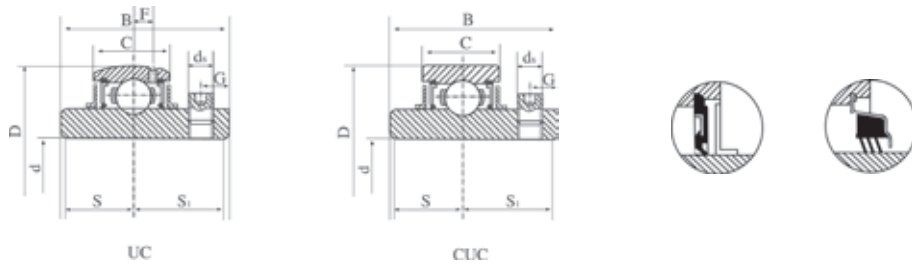
CUC



Bearing No. 轴承型号	Boundary Dimensions(mm inch) 外形尺寸									Basic Load Rating(N) 额定负荷		Weight 重量
	d	D	B	C	S	s1	G	dS	F	Dynamic Cr	Static Cor	Kg(pc)
UC201	12	47 1.8504	31 1.2205	17 0.6693	12.7 0.5	18.3 0.72	4.8 0.189	M6×0.75 1/4-28UNF	3.7 0.146	9880	6200	0.2
UC201-8	1/2											0.19
UC202	15											0.19
UC202-9	9/16											0.19
UC202-10	5/8											0.19
UC203	17											0.18
UC203-11	11/16											0.17
UC204	20	52 2.0472	34.1 1.3425	17 0.6693	14.3 0.563	19.8 0.7795	5 0.197	M6×0.75 1/4-28UNF	3.9 0.154	10780	6980	0.16
UC204-12	3/4											0.16
UC205	25											0.2
UC205-13	13/16											0.24
UC205-14	7/8											0.23
UC205-15	15/16											0.21
UC205-16	1											0.2
UC206	30	62 2.4409	38.1 1.5	19 0.748	15.9 0.626	22.2 0.874	5 0.197	M6×0.75 1/4-28UNF	5 0.197	14970	10040	0.32
UC206-17	1-1/16											0.33
UC206-18	1-1/8											0.34
UC206-19	1-3/16											0.32
UC206-20	1-1/4											0.31
UC207	35	72 2.8346	42.9 1.689	20 0.7874	17.5 0.689	25.4 1	7 0.276	M8×1 5/16-24UNF	5.7 0.224	19750	13670	0.48
UC207-20	1-1/4											0.54
UC207-21	1-5/16											0.51
UC207-22	1-3/8											0.48
UC207-23	1-7/16											0.45
UC208	40	80 3.1496	49.2 1.937	21 0.8268	19 0.748	30.2 1.189	8 0.315	M8×1 5/16-24UNF	6.2 0.244	22710	19540	0.64
UC208-24	1-1/2											0.68
UC208-25	1-9/16											0.65
UC209	45	85 3.3465	49.2 1.937	22 0.8661	19 0.748	30.2 1.189	8 0.315	M8×1 5/16-24UNF	6.4 0.252	24360	17710	0.68
UC209-26	1-5/8											0.78
UC209-27	1-11/16											0.74
UC209-28	1-3/4											0.7
UC210	50											0.8
UC210-29	1-13/16	90 3.5433	51.6 2.0315	24 0.9449	19 0.748	32.6 1.283	10 0.394	M10×1 3/8-24UNF	6.5 0.256	26980	19840	0.92
UC210-30	1-7/8											0.87
UC210-31	1-15/16											0.82
UC210-32	2											0.78

Insert bearings

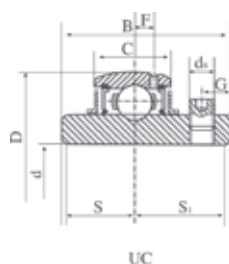
外球面轴承



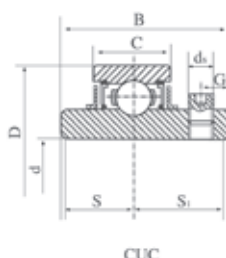
Bearing No. 轴承型号	Boundary Dimensions(mm inch) 外形尺寸									Basic Load Rating(N) 额定负荷		Weight 重量
	d	D	B	C	S	s1	G	dS	F	Dynamic Cr	Static Cor	Kg(pc)
UC211	55	100 3.937	55.6 2.189	25 0.9843	22.2 0.874	33.4 1.315	10 0.394	M10×1 3/8-24UNF	7 0.276	33370	25110	1.11
UC211-32	2											1.26
UC211-33	2-1/16											1.2
UC211-34	2-1/8											1.15
UC211-35	2-3/16											1.09
UC212	60	110 4.3307	65.1 2.563	27 1.063	25.4 1	39.7 1.563	10 0.394	M10×1 3/8-24UNF	7.6 0.299	36740	27970	1.54
UC212-36	2-1/4											1.67
UC212-37	2-5/6											1.59
UC212-38	2-3/8											1.52
UC212-39	2-7/16											1.45
UC213	65	120 4.3307	65.1 2.563	28 1.1024	25.4 1	39.7 1.563	10 0.394	M10×1 3/8-24UNF	8.5 0.335	44010	34180	1.85
UC213-40	2-1/2											1.94
UC213-41	2-9/16											1.85
UC214	70	125 4.9213	74.6 2.937	29 1.1417	30.2 1.189	44.4 1.748	12 0.472	M12×1.5 7/16-20UNF	8.9 0.35	46790	37590	2.05
UC214-42	2-5/8											2.26
UC214-43	2-11/16											2.16
UC214-44	2-3/4											2.06
UC215	75	130 5.1181	77.8 3.063	30 1.1811	33.3 1.311	44.5 1.752	12 0.472	M12×1.5 7/16-20UNF	9.2 0.362	50850	41260	2.21
UC215-45	2-13/16											2.46
UC215-46	2-7/8											2.35
UC215-47	2-15/16											2.24
UC215-48	3											2.12
UC216	80	140 5.5118	82.6 3.252	32 1.2598	33.3 1.311	49.3 1.9409	12 0.472	M12×1.5 7/16-20UNF	9.5 0.374	55040	45090	2.8
UC216-49	3-1/16											2.98
UC216-50	3-1/8											2.85
UC216-51	3-3/16											2.72
UC217	85	150 5.9055	85.7 3.374	34 1.3386	34.1 1.343	51.6 2.031	12 0.472	M12×1.5 7/16-20UNF	10.2 0.402	64010	53280	3.46
UC217-52	3-1/4											3.68
UC217-53	3-5/16											3.54
UC217-55	3-7/16											3.25
UC218	90	160 6.2992	96 3.7795	36 1.4173	39.7 1.563	56.3 2.217	12 0.472	M12×1.5 1/2-20UNF	11.2 0.441	73830	60760	4.36
UC218-56	3-1/16											4.47

Insert bearings

外球面轴承



UC



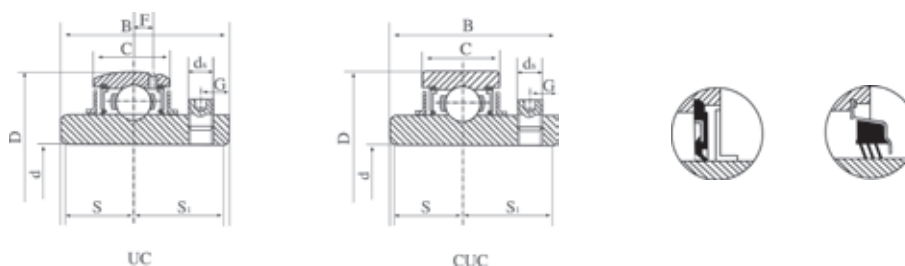
CUC



Bearing No. 轴承型号	Boundary Dimensions(mm inch) 外形尺寸									Basic Load Rating(N) 额定负荷		Weight 重量
	d	D	B	C	S	s1	G	dS	F	Dynamic Cr	Static Cor	Kg(pc)
UCX05	25	62 2.4409	38.1 1.5	19 0.748	15.9 0.626	22.2 0.874	5 0.197	M6×0.75 1/4-28UNF	5 0.197	14970	10040	0.39
UCX05-13	13/16											
UCX05-14	7/8											
UCX05-15	15/16											
UCX05-16	1											
UCX06	30	72 2.8346	42.9 1.689	20 0.7874	17.5 0.689	25.4 1	7 0.276	M8×1 5/16-24UNF	5.7 0.224	19750	13670	0.68
UCX06-17	1-1/16											
UCX06-18	1-1/8											
UCX06-19	1-3/16											
UCX07	35	80 3.1496	49.2 1.937	21 0.8268	19 0.748	30.2 1.189	8 0.315	M8×1 5/16-24UNF	6.2 0.244	22710	15940	0.82
UCX07-21	1-5/16											
UCX07-22	1-3/8											
UCX07-23	1-7/16											
UCX08	40	85 3.3465	49.2 1.937	22 0.8661	19 0.748	30.2 1.189	8 0.315	M8×1 5/16-24UNF	6.4 0.252	24360	17710	0.93
UCX08-24	1-1/2											
UCX08-25	1-9/16											
UCX09	45	90 3.5433	51.6 2.0315	24 0.9449	19 0.748	32.6 1.283	10 0.394	M10×1 3/8-24UNF	6.5 0.256	26980	19840	1
UCX09-26	1-5/8											
UCX09-27	1-11/16											
UCX09-28	1-3/4											
UCX10	50	100 3.937	55.6 2.189	25 0.9843	22.2 0.874	33.4 1.315	10 0.394	M10×1 3/8-24UNF	7 0.276	33370	25110	1.35
UCX10-30	1-7/8											
UCX10-31	1-15/16											
UCX11	55	110 4.3307	65.1 2.563	27 1.063	25.4 1	39.7 1.563	10 0.394	M10×1 3/8-24UNF	7.6 0.299	36740	27970	1.9
UCX11-33	2-1/16											
UCX11-34	2-1/8											
UCX11-35	2-3/16											

Insert bearings

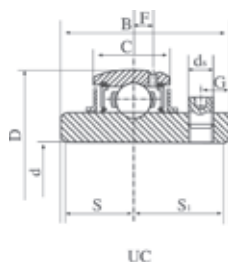
外球面轴承



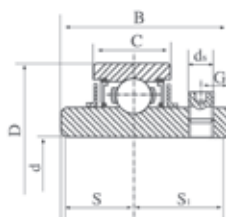
Bearing No. 轴承型号	Boundary Dimensions(mm inch) 外形尺寸									Basic Load Rating(N) 额定负荷		Weight 重量
	d	D	B	C	S	s1	G	dS	F	Dynamic Cr	Static Cor	Kg(pc)
UCX12	60	120 4.3307	65.1 2.563	28 1.1024	25.4 1	39.7 1.563	10 0.394	M10×1 3/8-24UNF	8.5 0.335	44010	34180	2.27
UCX12-38	2-3/8											
UCX12-39	2-7/16											
UCX13	65	125 4.9213	74.6 2.937	29 1.1417	30.2 1.189	44.4 1.748	12 0.472	M12×1.5 1/2-20UNF	8.9 0.35	46790	37590	2.45
UCX13-40	2-1/2											
UCX13-41	2-9/16											
UCX14	70	130 5.1181	77.8 3.063	30 1.1811	33.3 1.311	44.5 1.752	12 0.472	M12×1.5 1/2-20UNF	9.2 0.362	50850	41260	2.47
UCX14-42	2-3/8											
UCX14-43	2-11/16											
UCX14-44	2-3/4											
UCX15	75	140 5.5118	82.6 3.252	32 1.2598	33.3 1.311	49.3 1.9409	12 0.472	M12×1.5 1/2-20UNF	9.5 0.374	55040	45090	3.11
UCX15-45	2-13/16											
UCX15-46	2-7/8											
UCX15-47	2-15/16											
UCX215-48	3											
UCX16	80	150 5.9055	85.7 3.374	34 1.3386	34.1 1.343	51.6 2.031	12 0.472	M12×1.5 1/2-20UNF	10.2 0.402	64010	53280	3.79
UCX16-49	3-1/16											
UCX16-50	3-1/8											
UCX16-51	3-3/16											
UCX17	85	160 6.2992	96 3.7795	36 1.4173	39.7 1.563	56.3 2.217	12 0.472	M12×1.5 1/2-20UNF	11.2 0.441	73830	60760	4.82
UCX17-53	3-5/16											
UCX17-55	3-7/16											

Insert bearings

外球面轴承



UC



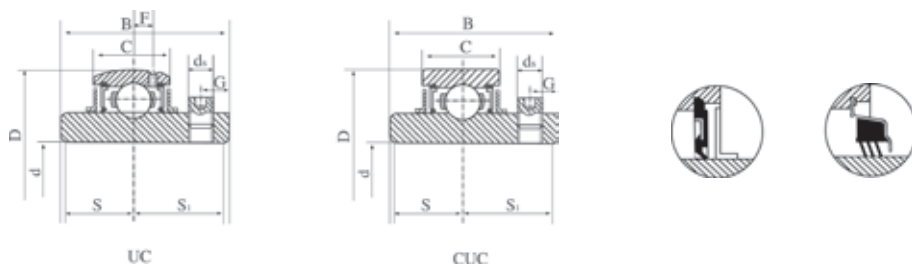
CUC



Bearing No. 轴承型号	Boundary Dimensions(mm inch) 外形尺寸									Basic Load Rating(N) 额定负荷		Weight 重量 Kg(pc)
	d	D	B	C	S	s1	G	dS	F	Dynamic Cr	Static Cor	
UC305	25	62 2.4409	38 1.4961	20 0.7874	15 0.591	23 0.906	6 0.236	M6×0.75 1/4-28UNF	5.4 0.213	17220	11930	0.35
UC305-13	13/16											0.4
UC305-14	7/8											0.38
UC305-15	15/16											0.36
UC305-16	1											0.35
UC306	30	72 2.8346	43 1.6929	23 0.9055	17 0.669	26 1.024	6 0.236	M6×0.75 1/4-28UNF	5.7 0.225	20770	14170	0.56
UC306-17	1-1/16											0.61
UC306-18	1-1/8											0.58
UC306-19	1-3/8											0.56
UC307	35	80 3.1496	48 1.8898	25 0.9843	19 0.748	29 1.142	8 0.315	M8×1 5/16-24UNF	6.2 0.244	25660	17920	0.71
UC307-20	1-1/4											0.77
UC307-21	1-5/16											0.74
UC307-22	1-3/8											0.71
UC307-23	1-7/16											0.68
UC308	40	90 3.5433	52 2.0472	27 1.063	19 0.748	33 1.299	10 0.394	M10×1 3/8-24UNF	7 0.276	31350	22380	0.96
UC308-24	1-1/2											1.01
UC308-25	1-9/16											0.97
UC309	45	100 3.937	57 2.2441	30 1.1811	22 0.866	35 1.378	10 0.394	M10×1 3/8-24UNF	7.8 0.307	40660	30000	1.28
UC309-26	1-5/8											1.39
UC309-27	1-11/16											1.35
UC309-28	1-3/4											1.3
UC310	50	110 4.3307	61 2.4016	32 1.2598	22 0.866	39 1.535	12 0.472	M12×1.5 1/2-20UNF	8.5 0.335	47580	35710	1.65
UC310-30	1-7/8											1.97
UC310-31	1-15/16											1.68
UC311	55	120 4.7244	66 2.5984	34 1.3386	25 0.984	41 1.614	12 0.472	M12×1.5 1/2-20UNF	9.2 0.362	55050	41910	2.07
UC311-32	2											2.25
UC311-33	2-1/16											2.18
UC311-34	2-1/8											2.12
UC311-35	2-3/16											2.04

Insert bearings

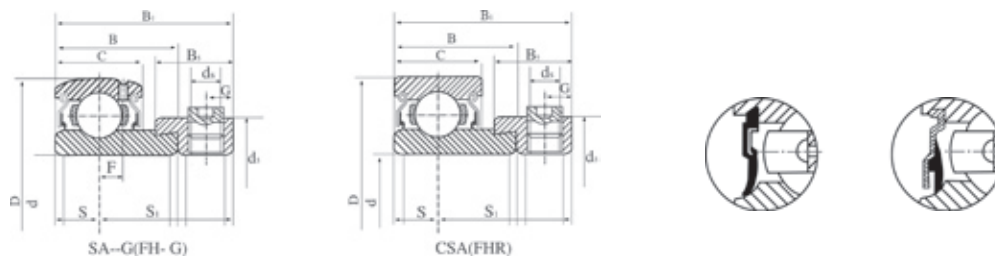
外球面轴承



Bearing No. 轴承型号	Boundary Dimensions(mm inch) 外形尺寸									Basic Load Rating(N) 额定负荷		Weight 重量 Kg(pc)
	d	D	B	C	S	s1	G	dS	F	Dynamic Cr	Static Cor	
UC312	60	130 5.1181	71 2.7953	36 1.4173	26 1.0236	45 1.772	12 0.472	M12×1.5 1/2-20UNF	9.8 0.386	62880	48600	2.6
UC312-36	2-1/4											2.75
UC312-37	2-5/6											2.67
UC312-38	2-3/8											2.58
UC312-39	2-7/16											2.5
UC313	65	140 5.5118	75 2.9528	38 1.4961	30 1.181	45 1.772	12 0.472	M12×1.5 1/2-20UNF	10.5 0.413	72210	56680	3.25
UC313-40	2-1/2											3.34
UC313-41	2-9/16											3.24
UC314	70	150 5.9055	78 3.0708	40 1.5748	33 1.299	45 1.772	12 0.472	M12×1.5 1/2-20UNF	11.1 0.437	80100	63480	3.89
UC314-42	2-3/8											4.11
UC314-43	2-11/16											4
UC314-44	2-3/4											3.9
UC315	75	160 6.2992	82 3.2283	42 1.6535	32 1.26	50 1.969	14 0.551	M14×1.5 9/16-20UNF	11.8 0.465	87250	71670	4.72
UC315-45	2-13/16											4.99
UC315-46	2-7/8											4.85
UC315-47	2-15/16											4.76
UC315-48	3											4.63
UC316	80	170 6.6929	86 3.3858	44 1.7323	34 1.339	52 2.047	14 0.551	M14×1.5 9/16-20UNF	12.5 0.492	94570	80350	5.55
UC316-49	3-1/16											5.72
UC316-50	3-1/8											5.58
UC316-51	3-3/16											5.49
UC317	85	180 7.0866	96 3.7795	46 1.811	40 1.575	56 2.205	16 0.63	M16×1.5 5/8-20UNF	13.1 0.516	102050	89520	6.67
UC317-52	3-1/4											6.89
UC317-53	3-5/16											6.76
UC317-55	3-7/16											6.44
UC318	90	190 7.4803	96 3.7795	48 1.8898	40 1.575	56 2.05	16 0.63	M16×1.5 5/8-20UNF	13.8 0.543	110810	100760	7.56
UC318-55	3-7/16											7.85
UC318-56	3-1/2											7.67
UC319	95	200	103	50	41	62	16	M16×1.5				

Insert bearings

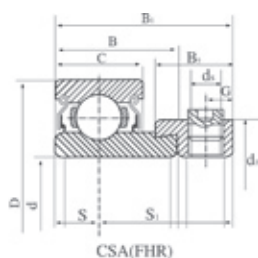
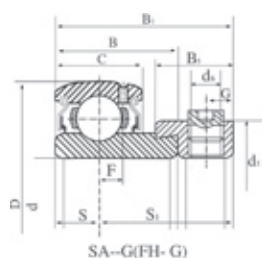
外球面轴承



Bearing No. 轴承型号	Boundary Dimensions(mm inch) 外形尺寸										Basic Load Rating(N) 额定负荷		Weight 重量
	d	D	B1	B	C	S	ds	G	B5	ds	Dynamic Cr	Static Cor	Kg(pc)
SA201	12	40	28.6	19.1	12	6.5	M6×0.75	4.8	13.5	28.6	7360	4480	0.12
SA201-8	3/4	1.5748	1.126	0.752	0.4724	0.256	1/4-28UNF	0.189	0.531	1.126			0.12
SA202	15	47 1.5748	28.6	19.1	12	6.5	M6×0.75	4.8	13.5	28.6	7360	4480	0.1
SA202-9	9/16		1.126	0.752	0.4724	0.256	1/4-28UNF	0.189	0.531	1.126			0.1
SA202-10	5/8												0.1
SA203	17	47	28.6	19.1	12	6.5	M6×0.75	4.8	13.5	28.6	7360	4480	0.09
SA203-11	11/16	1.5748	1.126	0.752	0.4724	0.256	1/4-28UNF	0.189	0.531	1.126			0.09
SA204	20	47	31	21.5	14	7.5	M6×0.75	4.8	13.5	33.3	9880	6200	0.16
SA204-12	3/4	1.8504	1.22	0.8465	0.5512	0.295	1/4-28UNF	0.189	0.531	1.311			0.16
SA205	25	52 2.0472	31 1.22	21.5 0.8465	15 0.596	7.5 0.295	M6×0.75 1/4-28UNF	4.8 0.189	13.5 0.531	38.1 1.5	10780	6980	0.2
SA205-13	13/16												0.22
SA205-14	7/8												0.21
SA205-15	15/16												0.21
SA205-16	1												0.2
SA206	30	62 2.4409	35.7 1.406	23.8 0.937	16 0.6299	9 0.354	M6×0.75 1/4-28UNF	6 0.236	15.9 0.626	44.5 1.752	14970	10040	0.3
SA206-17	1-1/16												0.32
SA206-18	1-1/8												0.31
SA206-19	1-3/16												0.3
SA206-20	1-1/4												0.29
SA207	35	72 2.8346	38.9 1.531	25.4 1	17 0.6693	9.5 0.374	M8×1 5/16-28UNF	6.8 0.268	17.5 0.689	55.6 2.189	19750	13670	0.42
SA207-20	1-1/4												0.46
SA207-21	1-5/16												0.43
SA207-22	1-3/8												0.42
SA207-23	1-7/16												0.41

Insert bearings

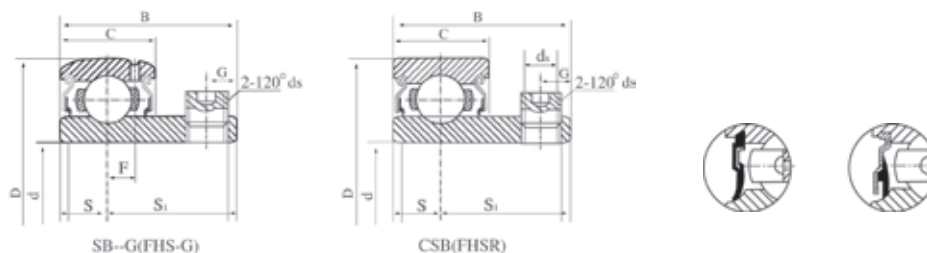
外球面轴承



Bearing No. 轴承型号	Boundary Dimensions(mm inch) 外形尺寸										Basic Load Rating(N) 额定负荷		Weight 重量
	d	D	B1	B	C	S	ds	G	B5	ds	Dynamic Cr	Static Cor	Kg(pc)
SA208	40	80 3.1496	43.7 1.721	30.2 1.189	18 0.7087	11 0.433	M8×1 5/16-24UNF	6.8 0.268	18.3 0.72	60.3 2.374	22710	15940	0.6
SA208-24	1-1/2												0.58
SA208-25	1-9/16												0.6
SA209	45	85 3.3465	43.7 1.721	30.2 1.189	19 0.748	11 0.433	M8×1 5/16-24UNF	6.8 0.268	18.3 0.72	63.5 2.5	24360	17710	0.76
SA209-26	1-5/8												
SA209-27	1-11/16												
SA209-28	1-3/4												
SA210	50	90 3.5433	43.7 1.721	30.2 1.189	20 0.7874	11 0.433	M8×1 5/16-24UNF	6.8 0.268	18.3 0.72	69.9 2.752	26980	19840	0.91
SA210-29	1-13/16												
SA210-30	1-7/8												
SA210-31	1-15/16												
SA210-32	2												
SA211	55	100 3.937	48.4 1.906	32.5 1.2795	21 0.8268	12 0.472	M8×1 5/16-24UNF	8 0.315	20.7 0.815	76.2 3	33370	25110	1.26
SA211-32	2												
SA211-33	2-1/16												
SA211-34	2-1/8												
SA211-35	2-3/16												
SA212	60	110 4.3307	53.1 2.091	37.2 1.4646	22 0.8661	13.5 0.532	M10×1 3/8-24UNF	8 0.315	22.3 0.878	84.2 3.315	36740	27970	1.7
SA212-36	2-1/4												
SA212-37	2-5/16												
SA212-38	2-3/8												
SA212-39	2-7/16												

Insert bearings

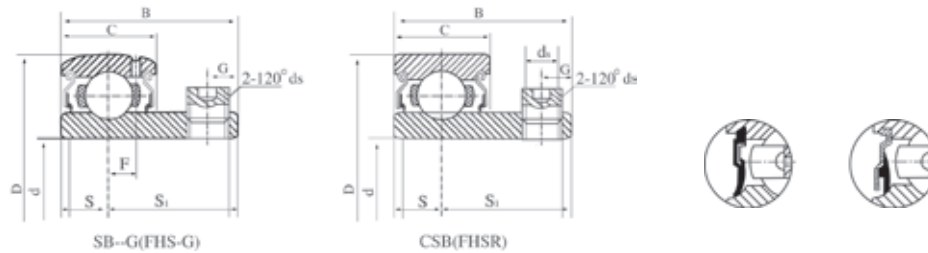
外球面轴承



Bearing No. 轴承型号	Boundary Dimensions(mm inch) 外形尺寸								Basic Load Rating(N) 额定负荷		Weight 重量
	d	D	B	C	S	S1	ds	G	Dynamic Cr	Static Cor	Kg(pc)
SB201	12	40	22	12	6	16	M6×0.75	4.5	7360	4480	0.12
SB201-8	3/4	1.5748	0.8661	0.4724	0.236	0.63	1/4-28UNF	0.177			0.12
SB202	15	47	22	12	6	16	M6×0.75	4.5	7360	4480	0.1
SB202-9	9/16	1.5748	0.8661	0.4724	0.236	0.63	1/4-28UNF	0.177			0.1
SB202-10	5/8										0.1
SB203	17	47	22	12	6	16	M6×0.75	4.5	7360	4480	0.09
SB203-11	11/16	1.5748	0.8661	0.4724	0.236	0.63	1/4-28UNF	0.177			0.09
SB204	20	47	25	14	7	18	M6×0.75	4.5	9880	6200	0.16
SB204-12	3/4	1.8504	0.9843	0.5512	0.276	0.709	1/4-28UNF	0.177			0.16
SB205	25	52 2.0472	27 1.063	15 0.5906	7.5 0.295	19.5 0.766	M6×0.75 1/4-28UNF	5.5 0.217	10780	6980	0.2
SB205-13	13/16										0.22
SB205-14	7/8										0.21
SB205-15	15/16										0.21
SB205-16	1										0.2
SB206	30	62 2.4409	30 1.1811	16 0.6299	8 0.315	22 0.866	M6×0.75 1/4-28UNF	6 0.236	14970	10040	0.3
SB206-17	1-1/16										0.32
SB206-18	1-1/8										0.31
SB206-19	1-3/8										0.3
SB206-20	1-1/4										0.29
SB207	35	72 2.8346	32 1.2598	17 0.6693	8.5 0.335	23.5 0.925	M8×1 5/16-24UNF	6.5 0.256	19750	13670	0.42
SB207-20	1-1/4										0.46
SB207-21	1-5/16										0.43
SB207-22	1-3/8										0.42
SB207-23	1-7/16										0.41

Insert bearings


外球面轴承



Bearing No. 轴承型号	Boundary Dimensions(mm inch) 外形尺寸								Basic Load Rating(N) 额定负荷		Weight 重量
	d	D	B	C	S	S1	ds	G	Dynamic Cr	Static Cor	Kg(pc)
SB208	40	80 3.1496	34 1.3386	18 0.7087	9 0.354	25 0.984	M8×1 5/16-24UNF	7 0.276	22710	15940	0.6
SB208-24	1-1/2										0.58
SB208-25	1-9/16										0.6
SB209	45	85 3.3465	41.2 1.622	19 0.748	10.2 0.402	31 1.22	M8×1 5/16-24UNF	8.2 0.323	24360	17710	0.76
SB209-26	1-5/8										
SB209-27	1-11/16										
SB209-28	1-3/4										
SB210	50	90 3.5433	43.5 1.7126	20 0.7874	10.9 0.429	32.6 1.283	M10×1 3/8-24UNF	9.2 0.362	26980	19840	0.91
SB210-29	1-13/16										
SB210-30	1-7/8										
SB210-31	1-15/16										
SB210-32	2										
SB211	55	100 3.937	45.3 1.7835	21 0.8268	11.8 0.465	33.5 1.319	M10×1 3/8-24UNF	9.8 0.386	33370	25110	1.26
SB211-32	2										
SB211-33	2-1/16										
SB211-34	2-1/8										
SB211-35	2-3/16										
SB212	60	110 4.3307	53.7 2.1142	22 0.8661	14.9 0.587	38.8 1.528	M10×1 3/8-24UNF	9.2 0.386	36740	27970	1.7
SB212-36	2-1/4										
SB212-37	2-5/16										
SB212-38	2-3/8										
SB212-39	2-7/16										

Insert bearings

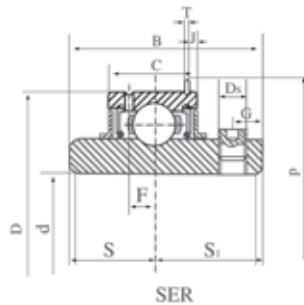
外球面轴承



Bearing No. 轴承型号	Boundary Dimensions(mm) 外形尺寸			Basic Load Rating(N) 额定负荷		Weight 重量
	d	D	B	Dynamic Cr	Static Cor	Kg(pc)
SC200	10	30	9	520	245	0.03
SC201	12	32	10	690	310	0.035
SC202	15	35	11	780	380	0.04
SC203	17	40	12	7360	4480	0.06
SC204	20	47	14	9880	6200	0.1
SC205	25	52	15	10780	6980	0.13
SC206	30	62	16	14970	10040	0.2
SC207	35	72	17	19750	13670	0.29
SC208	40	80	18	22710	15940	0.37
SC209	45	85	19	24360	17710	0.46
SC210	50	90	20	26980	19840	0.57

Insert bearings

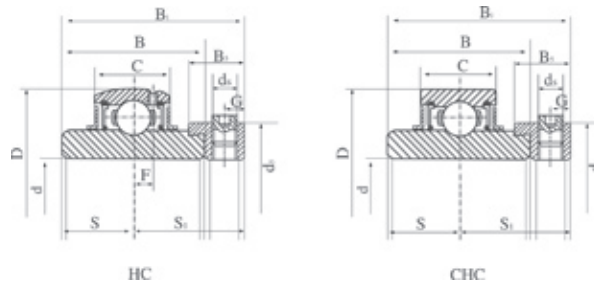
外球面轴承



Bearing No. 轴承型号	Boundary Dimensions(mm inch) 外形尺寸												Basic Load Rating(N) 额定负荷		Weight 重量
	d	D	B	C	S	S1	T	F	J	P	G	ds	Dynamic Cr	Static Cor	Kg (pc)
SER204	20	47	31	15.9	10.3	20.7	1.12	3.8	2.46	52.7	4.8	M6×0.75 1/4-28UNF	9880	6200	0.21
SER204-12	3/4	1.8504	1.2205	0.626	0.406	0.815	0.044	0.15	0.097	2.075	0.189				
SER205	25	52 2.0472	34.9 1.374	19 0.748	13.1 0.516	21.8 0.858	1.12 0.044	5.2 0.205	2.46 0.097	57.9 2.28	5 0.197	M6×0.75 1/4-28UNF	10780	6980	0.27
SER205-13	13/16														
SER205-14	7/8														
SER205-15	15/16														
SER205-16	1														
SER206	30	62 2.4409	38.1 1.5	22.2 0.874	15.9 0.626	22.2 0.874	1.7 0.067	5.6 0.22	3.28 0.129	67.7 2.665	5 0.197	M6×0.75 1/4-28UNF	14970	10040	0.39
SER206-17	1-1/16														
SER206-18	1-1/8														
SER206-19	1-3/16														
SER206-20	1-1/4														
SER207	35	72 2.8346	42.9 1.689	23.8 0.937	17.5 0.689	25.4 1	1.7 0.067	5.6 0.22	3.28 0.129	78.6 3.094	6.7 0.264	M8×1 5/16-24UNF	19750	13670	0.63
SER207-20	1-1/4														
SER207-21	1-5/16														
SER207-22	1-3/8														
SER207-23	1-7/16														
SER208	40	80 3.1496	49.2 1.937	27.8 1.0945	19 0.748	30.2 1.189	1.7 0.067	6.4 0.252	3.28 0.129	86.6 3.409	8 0.315	M8×1 5/16-24UNF	22710	15940	0.81
SER208-24	1-1/2														
SER208-25	1-9/16														
SER209	45	85 3.3465	49.2 1.937	27.8 1.0945	19 0.748	30.2 1.189	1.7 0.067	6.4 0.252	3.28 0.129	91.6 3.606	8 0.315	M8×1 5/16-24UNF	24360	17710	0.9
SER209-26	1-5/8														
SER209-27	1-11/16														
SER209-28	1-3/4														
SER210	50	90 3.5433	51.6 2.0315	28.6 1.126	19 0.748	32.6 1.283	2.46 0.097	7.5 0.295	3.28 0.129	96.5 3.799	10 0.394	M10×1 3/8-24UNF	26980	19840	0.98
SER210-29	1-13/16														
SER210-30	1-7/8														
SER210-31	1-15/16														
SER210-32	2														
SER211	55	100 3.937	55.6 2.189	30.2 1.189	22.2 0.874	33.4 1.315	2.46 0.097	7.5 0.295	3.28 0.129	106.5 4.193	10 0.394	M10×1 3/8-24UNF	33370	25110	1.4
SER211-32	2														
SER211-33	2-1/16														
SER211-34	2-1/8														
SER211-35	2-3/16														
SER212	60	110 4.3307	65.1 2.563	31.8 1.252	25.4 1	39.7 1.563	2.46 0.097	7.5 0.295	3.28 0.129	116.6 4.591	10 0.394	M10×1 3/8-24UNF	36740	27970	1.89
SER212-36	2-1/4														
SER212-37	2-5/16														
SER212-38	2-3/8														
SER212-39	2-7/16														

Insert bearings

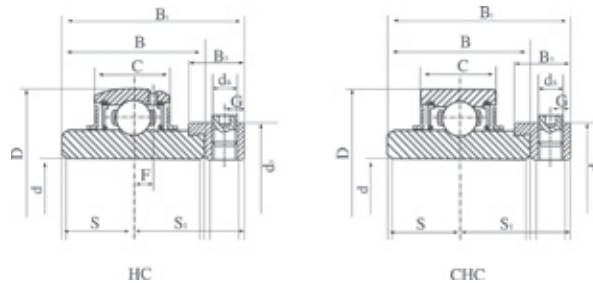
外球面轴承



Bearing No. 轴承型号	Boundary Dimensions(mm inch) 外形尺寸											Basic Load Rating(N) 额定负荷		Weight 重量
	d	D	B1	B	C	S	Ds	G	B5	d3	F	Dynamic Cr	Static Cor	Kg (pc)
HC204	20	47	43.7	34.2	17	17.1	M6×0.75	4.8	13.5	33.3	3.7	9880	6200	0.23
HC204-12	3/4	1.8504	1.72	1.3465	0.6693	0.673	1/4-28UNF	0.189	0.531	1.311	0.146			0.23
HC205	25	52 2.0472	44.4 1.748	34.9 1.374	17 0.6693	17.5 0.689	M6×0.75 1/4-28UNF	4.8 0.189	13.5 0.531	38.1 1.5	3.9 0.154	10780	6980	0.27
HC205-13	13/16													0.32
HC205-14	7/8													0.31
HC205-15	15/16													0.29
HC05-16	1													0.27
HC206	30	62 2.4409	48.4 1.906	36.5 1.437	19 0.748	18.3 0.72	M8×1 5/16-24UNF	6 0.236	15.9 0.626	44.5 1.752	5 0.197	14970	10040	0.45
HC206-17	1-1/16													0.5
HC206-18	1-1/8													0.47
HC06-19	1-3/16													0.45
HC06-20	1-1/4													0.42
HC207	35	72 2.8346	51.1 2.012	37.6 1.4803	20 0.7874	18.8 0.74	M8×1 5/16-24UNF	6.8 0.268	17.5 0.689	55.6 2.189	5.7 0.224	19750	13670	0.6
HC07-20	1-1/4													0.67
HC07-21	1-5/16													0.63
HC07-22	1-3/8													0.6
HC07-23	1-7/16													0.57
HC208	40	80 3.1496	56.3 2.217	42.8 1.685	21 0.8268	21.4 0.843	M8×1 5/16-24UNF	6.8 0.268	18.3 0.72	60.3 2.374	6.2 0.244	22710	15940	0.79
HC208-24	1-1/2													0.84
HC208-25	1-9/16													0.8
HC209	45	85 3.3465	56.3 2.217	42.8 1.685	22 0.8661	21.4 0.843	M8×1 5/16-24UNF	6.8 0.268	18.3 0.72	63.5 2.5	6.2 0.252	24360	17710	0.85
HC209-26	1-5/8													0.96
HC209-27	1-11/16													0.91
HC209-28	1-3/4													0.87
HC210	50	90 3.5433	62.7 2.469	49.2 1.937	24 0.9449	24.6 0.969	M8×1 5/16-24UNF	6.8 0.268	18.3 0.72	69.9 2.752	6.5 0.256	26980	19840	0.99
HC210-29	1-13/16													1.14
HC210-30	1-7/8													1.08
HC210-31	1-15/16													1.02
HC210-32	2													0.96

Insert bearings

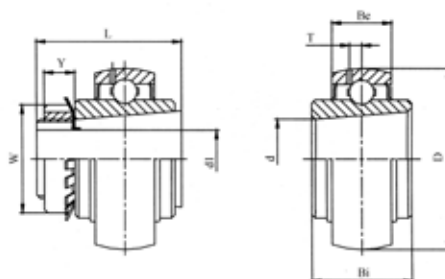
外球面轴承



Bearing No. 轴承型号	Boundary Dimensions(mm inch) 外形尺寸											Basic Load Rating(N) 额定负荷		Weight 重量
	d	D	B1	B	C	S	DS	G	B5	d3	F	Dynamic Cr	Static Cor	Kg (pc)
HC211	55	100 3.937	71.4 2.811	55.5 2.185	25 0.9843	27.8 1.094	M8×1 5/16-24UNF	8 0.315	20.7 0.815	76.2 3	7 0.276	33370	25110	1.32
HC211-32	2													1.52
HC211-33	2-1/16													1.44
HC211-34	2-1/8													1.37
HC211-35	2-3/16													1.29
HC212	60	110 4.3307	77.8 3.063	61.9 2.437	27 1.063	31 1.22	M10×1 3/8-24UNF	8 0.315	22.3 0.878	84.2 3.315	7.6 0.299	36740	27970	1.88
HC212-36	2-1/4													2.04
HC212-37	2-5/16													1.95
HC212-38	2-3/8													1.9
HC212-39	2-7/16													1.77
HC213	65	120 4.7244	85.7 33.74	68.6 2.7008	28 1.1024	34.1 1.343	M10×1 3/8-24UNF	8.5 0.335	23.5 0.925	86 3.386	8.5 0.335	440170	34180	2.41
HC213-40	2-1/2													2.51
HC213-41	2-9/16													2.4
HC214	70	125 4.9213	85.7 3.374	68.6 2.7008	29 1.1417	34.1 1.343	M10×1 3/8-24UNF	8.5 0.335	23.5 0.925	90 3.543	8.9 0.35	46790	37590	2.55
HC214-42	2-3/8													2.79
HC214-43	2-11/16													2.68
HC214-44	2-3/4													2.56
HC215	75	130 5.1181	92.1 3.626	75 2.9528	30 1.1811	37.3 1.469	M10×1 3/8-24UNF	8.5 0.335	23.5 0.925	102 4.016	9.2 0.362	50850	41260	2.84
HC215-45	2-13/16													3.14
HC215-46	2-7/8													3.01
HC215-47	2-15/16													2.88
HC215-48	3													2.74

Insert bearings

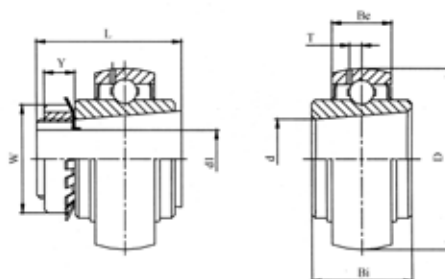
外球面轴承



Bearing No. 轴承型号	Boundary Dimensions(mm inch) 外形尺寸										Basic Load Rating(N) 额定负荷		Weight 重量
	Shaft Dia d1		D	L	d	Bi	Be	T	y	w	Dynamic Cr	Static Cor	Kg(pc)
	(in)	(mm)											
UK205+HE2305	3/4		52	35	25	23	17	4.5	8	38	10780	6980	0.25
UK205+HA2305	13/16												0.24
UK205+H2305		20											0.24
UK206+HS2306	7/8		62	38	30	26	19	5.1	8	45	14970	10040	0.42
UK206+HA2306	15/16												0.41
UK206+HE2306	1												0.37
UK206+H2306		25											0.4
UK207+HS2307	1-1/8		72	43	35	27	20	5.8	9	52	19750	13670	0.57
UK207+HA2307	1-3/16												0.55
UK207+H2307		30											0.55
UK208+HE2308	1-1/4		80	46	40	29	21	6.2	10	58	22710	15940	0.78
UK208+HA2308	1-5/16												0.75
UK208+HS2308	1-3/8												0.72
UK208+H2308		35											0.72
UK209+HA2309	1-7/16		85	50	45	30	22	6.5	11	65	24360	17710	0.89
UK209+HE2309	1-1/2												0.84
UK209+HS2309	1-5/8												0.77
UK209+H2309		40											0.8
UK210+HA2310	1-11/16		90	55	50	31	23	6.5	12	70	26980	19840	0.98
UK210+HE2310	1-3/4												0.95
UK210+H2310		45											0.93

Insert bearings

外球面轴承



Bearing No. 轴承型号	Boundary Dimensions(mm inch) 外形尺寸										Basic Load Rating(N) 额定负荷		Weight 重量
	Shaft Dia d1		D	L	d	Bi	Be	T	y	w	Dynamic Cr	Static Cor	Kg(pc)
	(in)	(mm)											
UK211+HS2311	1-7/8		100	59	55	33	24	7.3	12	75	33370	25110	1.28
UK211+HA2311	1-15/16												1.22
UK211+HE2311	2												1.17
UK211+H2311		50											1.19
UK212+HA2312	2-1/16		110	62	60	36	26	7.7	13	80	36740	27970	1.62
UK212+HS2312	2-1/8												1.56
UK212+H2312		55											1.52
UK213+HA2313	2-3/16		120	65	65	38	27	8.3	14	85	44010	34180	2.1
UK213+HE2313	2-1/4												2.04
UK213+HS2313	2-3/8												1.89
UK213+H2313		60											1.91
UK215+HA2315	2-1/2		130	73	75	41	30	9.2	15	98	50850	41260	2.65
UK215+H2315		65											2.56
UK216+HE2316	2-3/4		140	78	80	44	32	9.6	17	105	55040	45090	3.24
UK216+H2316		70											3.23
UK217+HE2317	3		150	82	85	46	34	10.5	18	110	64010	53280	3.84
UK217+H2317		75											3.93
UK218+HS2318	3-1/8		160	86	90	49	36	11.1	18	120	73830	60760	4.8
UK218+H2318		80											4.75

Table 1. Fit Tolerances

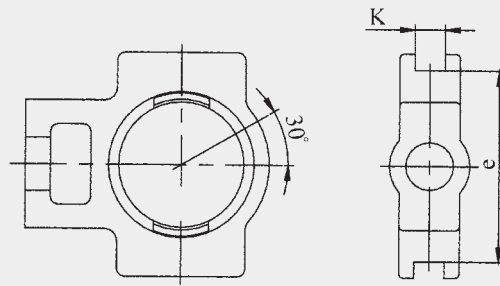
表1 配合公差

Unit: μm

Diameter D (mm)		H6		H7		H8		H12		h7		h8		h12		J6		J7		K6		K7	
over	incl	high	low	high	low	high	low	high	low	high	low	high	low	high	low	high	low	high	low	high	low	high	low
18	30	+13	0	+21	0	+33	0	+210	0	0	-21	0	-33	0	-210	+8	-5	+12	-9	+2	-11	6	-15
30	50	+16	0	+25	0	+39	0	+250	0	0	-25	0	-39	0	-250	+10	-6	+14	-11	+3	-13	7	-18
50	80	+19	0	+30	0	+46	0	+300	0	0	-30	0	-46	0	-300	+13	-6	+18	-12	+4	-15	9	-21
80	120	+22	0	+35	0	+54	0	+350	0	0	-35	0	-54	0	-350	+16	-6	+22	-13	+4	-18	10	-25
120	180	+25	0	+40	0	+63	0	+400	0	0	-40	0	-63	0	-400	+18	-7	+26	-14	+4	-21	12	-28
180	250	+29	0	+46	0	+72	0	+460	0	0	-46	0	-72	0	-460	+22	-7	+30	-16	+5	-24	13	-33
250	315	+32	0	+52	0	+81	0	+520	0	0	-52	0	-81	0	-520	+25	-7	+36	-16	+5	-27	16	-36
315	400	+36	0	+57	0	+89	0	+570	0	0	-57	0	-89	0	-570	+29	-7	+39	-18	+7	-29	17	-40
400	500	+40	0	+63	0	+97	0	+630	0	0	-63	0	-97	0	-630	+33	-7	+43	-20	+8	-32	18	-45

Table 2. T Type housing Tolerances

表2 T型座子公差

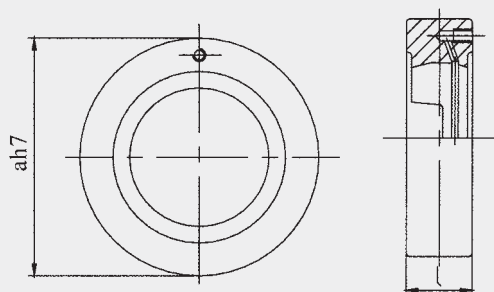


Unit: μm

Housing No			K		e	
T			higt	low	higt	low
204			+200	0	0	-500
205	305	X05				
206	306	X06				
207	307	X07				
208	308	X08				
209	309	X09				
210	310	X10				
211	311	X11	+300	0	0	-800
212	312	X12				
213	313	X13				
214	314	X14				
215	315	X15				
216	316	X16				
217	317	X17				
218	318					
	319					
	320					
	321					
	322					
	324					
	326					
	328					

Table 3. C Type housing Tolerances

表3 C型座子公差



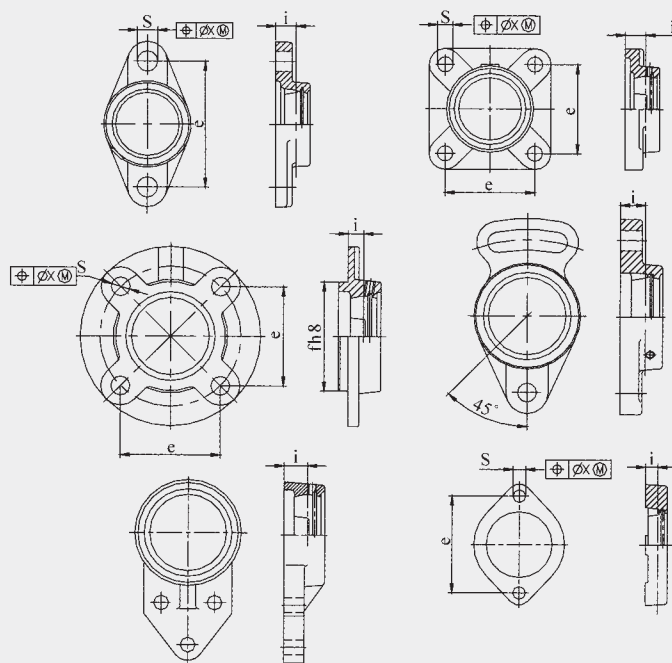
Unit: μm

Housing No			Tolerance of a						Tolerance of outside diameter run-out(maximum)	Tolerance of l	
			C2..		C3..		CX..				
			max	min	max	min	max	min			
C204			0	-30	/	/	/	/	200	±200	
C205	C305	CX05			0	-35	0	-35			0
C206	C306	CX06									
C207	C307	CX07									
C208	C308	CX08									
C209	C309	CX09									
C210	C310	CX10	0	-40	0	-40	0	-40	300	±300	
C211	C311	CX11									
C212	C312	CX12									
C213	C313		/	/	0	-46	/	/			400
	C314										
	C315	--									
	C316	--									
	C317	--									
	C318	--									
	C319	--									
	C320	--									
	C322	--									
	C324	--									
	C326	--									
	C328										

Table 4. Flange Housing Tolerances

表4 法兰座子公差

Unit: μm

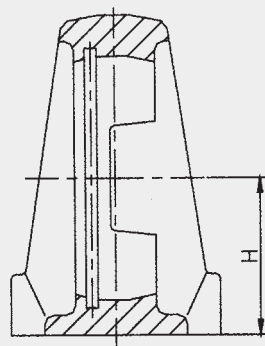


HousingsNo			i		e	
F FL	F FL	F FL	high	low	high	low
LF FC	FS	FC				
203	305	X05	+500	-500	+700	-700
204	306	X06				
205	307	X07				
206	308	X08				
207	309	X09				
208	310					
209						
210						
211	311	X10	+800	-800	+1000	+1000
212	312	X11				
213	313	X12				
214	314	X13				
215	315	X14				
216	316	X15				
217	317	X16				
218	318	X17				
	319	X18				
	320	X20				
	321					
	322					
	324					
	326					
	328					

Table 5. Pillow block Tolerances

表5 P LP PA型座子公差

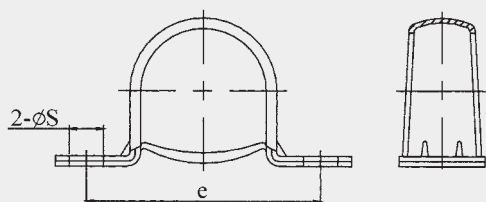
Unit: μm



Housing No		Tolerance H
P203-210	P305-P310	± 0.15
LP203-210	PE203-210	
PA203-20		
P211-218	P311-319	± 0.20
LP211-213	PE211-215	
PA211-213		
	P320-328	± 0.30

Table 6. Punching Housing Tolerances

表6 冲压座子公差

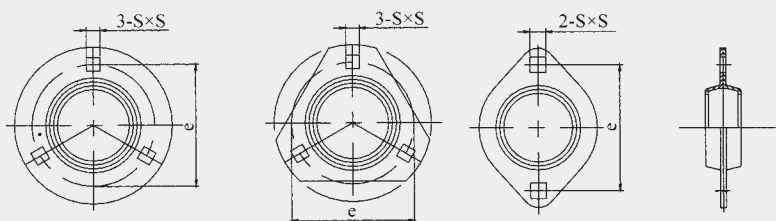


Unit: μm

Housing No	Tolerances	
	e	S
PP203	± 400	± 500
PP204		
PP205		
PP206		
PP207		

Table 7. Punching Housing Tolerances

表7 冲压座子公差



Unit: μm

Housing No	Tolerances	
	e	S
PF203 PFL203	± 400	± 250
PFT203		
PF204 PFL204		
PFT204		
PF205 PFL205		
PFT205		
PF206 PFL206		
PFT206		
PF207 PFL207		
PFT207		

**Table8. P0 Grade Self-aligning Bearing Inner Ring Tolerance
(Except for Tapered Roller Bearings)**

表8 P0级向心轴承内圈公差（圆锥滚子轴承除外）

Unit: μm

d(mm)		△dmp		Vdp			△dmp	Kia	△Bs		VBs
				Dia. Series							
				直径系列							
				8,9	0,1	2,3,4					
Over 超过	To 到	Up 上偏差	Down 下偏差	Max. 最大			Max. 最大	Max. 最大	Up 上偏差	Down 下偏差	Max. 最大
	10	0	-8	10	8	6	6	10	0	-120	15
10	18	0	-8	10	8	6	6	10	0	-120	20
18	30	0	-10	13	10	8	8	13	0	-120	20
30	50	0	-12	15	12	9	9	15	0	-120	20
50	80	0	-15	19	19	11	11	20	0	-150	25
80	120	0	-20	25	25	15	15	25	0	-200	25
120	180	0	-25	31	31	19	19	30	0	-250	30
180	250	0	-30	38	38	23	23	40	0	-300	30
250	315	0	-35	44	44	26	26	50	0	-350	35
315	400	0	-40	50	50	30	30	60	0	-400	40
400	500	0	-45	56	56	34	34	65	0	-450	50
500	630	0	-50	63	63	38	38	70	0	-500	60
630	800	0	-75	-	-	-	-	80	0	-750	70
800	1000	0	-100	-	-	-	-	90	0	-1000	80
1000	1250	0	-125	-	-	-	-	100	0	-1250	100
1250	1600	0	-160	-	-	-	-	120		-1600	120

**Table 9. P0 Grade Self-aligning Bearing Outer Ring Tolerance
(Except for Tapered Roller Bearings)**

表9 P0级向心轴承外圈公差（圆锥滚子轴承除外）

Unit: μm

D(mm)		△Dmp		Vdp				Vdmp	Kea	△Cs		VCs
				Open Typed		Close						
				开型轴承		闭型轴承						
				Dia. Series		直径系列						
				9	0,1	2,3,4	2,3,4					
Over 超过	To 到	Up 上偏差	Down 下偏差		Max. 最大			Max. 最大	Max. 最大	Up 上偏差	Down 下偏差	Max. 最大
18	30	0	-9	12	9	7	12	7	15	Equals to △Bs and Vbs of the same bearing inner ring. 与同一轴承内圈的△Bs及Vbs相同		
30	50	0	-11	14	11	8	16	8	20			
50	80	0	-13	16	13	10	20	10	25			
80	120	0	-15	19	19	11	26	11	35			
120	150	0	-18	23	23	14	30	14	40			
150	180	0	-25	31	31	19	38	19	45			
180	250	0	-30	38	38	23	-	23	50			
250	315	0	-35	44	44	26	-	26	60			
315	400	0	-40	50	50	30	-	30	70			
400	500	0	-45	56	56	34	-	34	80			
500	630	0	-50	63	63	38	-	38	100			
630	800	0	-75	94	94	55	-	55	120			
800	1000	0	-100	125	125	75	-	75	140			
1000	1250	0	-125	-	-	-	-	-	160			
1250	1600	0	-160	-	-	-	-	-	190			
1600	2000	0	-200	-	-	-	-	-	220			
2000	2500	0	-250	-	-	-	-	-	250			

Equals to ΔBs and Vbs of the same bearing inner ring.
与同一轴承内圈的 ΔBs 及 Vbs 相同

Table10. P6 Grade Self-aligning Bearing Inner Ring Tolerance (Except for Tapered Roller Bearings)

表10 P6级向心轴承内圈公差（圆锥滚子轴承除外）

Unit: μm

d(mm)		△dmp		Vdp			△dmp	Kia	△Bs		VBs
				Dia. Series							
				直径系列							
				9	0,1	2,3,4					
Over 超过	To 到	Up 上偏差	Down 下偏差	Max. 最大			Max. 最大	Max. 最大	Up 上偏差	Down 下偏差	Max. 最大
2.5	10	0	-7	9	7	5	5	6	0	-120	15
10	18	0	-7	9	7	5	5	7	0	-120	20
18	30	0	-8	10	8	6	6	8	0	-120	20
30	50	0	-10	13	10	8	8	10	0	-120	20
50	80	0	-12	15	15	9	9	10	0	-150	25
80	120	0	-15	19	19	11	11	13	0	-200	25
120	180	0	-18	23	23	14	14	18	0	-250	30
180	250	0	-22	28	28	17	17	20	0	-300	30
250	315	0	-25	31	31	19	19	25	0	-350	35
315	400	0	-30	38	38	23	23	30	0	-400	40
400	500	0	-35	44	44	26	26	35	0	-450	45
500	630	0	-40	50	50	30	30	40	0	-500	50

Table11. P6 Grade Self-aligning Bearing Outer Ring Tolerance (Except for Tapered Roller Bearings)

表11 P6级向心轴承外圈公差（圆锥滚子轴承除外）

Unit: μm

D(mm)		△Dmp		Vdp				Vdmp	Kea	△Cs		VCs
				Open		Close						
				开型轴承		闭型轴承						
				Dia. Series								
				直径系列								
				9	0,1	2,3,4	0,1,2,3,4,5					
Over 超过	To 到	Up 上偏差	Down 下偏差		Max. 最大			Max. 最大	Max. 最大	Up 上偏差	Down 下偏差	Max. 最大
18	30	0	-8	10	8	6	10	6	9	Equals to △Bs and Vbs of the same bearing inner ring. 与同一轴承内圈的△Bs及Vbs相同		
30	50	0	-9	11	9	7	13	7	10			
50	80	0	-11	14	11	8	16	8	13			
80	120	0	-13	16	16	10	20	10	18			
120	150	0	-15	19	19	11	25	11	20			
150	180	0	-18	23	23	14	30	14	23			
180	250	0	-20	25	25	15	-	15	25			
250	315	0	-25	31	31	19	-	19	30			
315	400	0	-28	35	35	21	-	21	35			
400	500	0	-33	41	41	25	-	25	40			
500	630	0	-33	48	48	29	-	29	50			
630	800	0	-45	56	56	34	-	34	60			
800	1000	0	-60	75	75	45	-	45	75			

Radial internal clearance

径向游隙

Table 1. Deep groove ball Bearings

表1. 深沟轴承径向游隙

Unit: μm

d mm		C2		C0		C3		C4		C5	
Over 超过	to 到	min	max	min	max	min	max	min	max	min	max
2.5	6	0	7	2	13	8	23	-	-	-	-
6	10	0	7	2	13	8	23	14	29	20	37
10	18	0	9	3	18	11	25	18	33	25	45
18	24	0	10	5	20	13	28	20	36	28	48
24	30	1	11	5	20	13	28	23	41	30	53
30	40	1	11	6	20	15	33	28	46	40	64
40	50	1	11	6	23	18	36	30	51	45	73
50	65	1	15	8	28	23	43	38	61	55	90
65	80	1	15	10	30	25	51	46	71	65	105
80	100	1	18	12	36	30	58	53	84	75	120
100	120	2	20	15	41	36	66	61	97	90	140
120	140	2	23	18	48	41	81	71	114	105	160
140	160	2	23	18	53	46	91	81	130	120	180
160	180	2	25	20	61	53	102	91	147	135	200
180	200	2	30	25	71	63	117	107	163	150	230
200	225	2	35	25	85	75	140	125	195	175	265
225	250	2	40	30	95	85	160	145	225	205	300
250	280	2	45	35	105	90	170	155	245	225	340
280	315	2	55	40	115	100	190	175	270	245	370
315	355	3	60	45	125	110	210	195	300	275	410
355	400	3	70	55	145	130	240	225	340	315	460
400	450	3	80	60	170	150	270	250	380	350	510
450	500	3	90	70	190	170	300	280	420	390	570
500	560	10	100	80	210	190	330	310	470	440	630
560	630	10	110	90	230	210	360	340	520	490	690
630	710	20	130	110	260	240	400	380	570	540	760
710	800	20	140	120	290	270	450	430	630	600	840
800	900	20	160	140	320	300	500	480	700	670	940
900	1000	20	170	150	350	330	550	530	770	740	1040
1000	1120	20	180	160	380	360	600	580	850	820	1150
1120	1250	20	190	170	410	390	650	630	920	890	1260

Ningbo Accor Machinery (Bearings) Co Ltd

Add: 4F, 675 Shiji Avenue, Jiangdong, Ningbo 315040, China

Ph: +86 574 87939850, 87939855

Fax: +86 574 87939860

E-mail: accor@accormachinery.com.cn

<http://www.accorbearings.com>, www.accormachinery.com